



Proudly Supported by the NZ Government

**New Zealand Government**


Te Kāwanatanga o Aotearoa



# CONNECTIVITY UPDATE

**1 JULY to 31 DECEMBER 2025**






# CONTENTS

HIGHLIGHTS.....	3
OUR TARGETS.....	4
OVERALL PROGRESS.....	5
UFB SNAPSHOTS.....	6
<b>UPDATE BY REGION</b>	
NORTHLAND .....	8
AUCKLAND .....	9
WAIKATO .....	10
BAY OF PLENTY .....	11
GISBORNE.....	12
HAWKE'S BAY .....	13
TARANAKI .....	14
MANAWATŪ-WHANGANUI .....	15
WELLINGTON.....	16
TOP OF THE SOUTH .....	17
WEST COAST .....	18
CANTERBURY .....	19
OTAGO.....	20
SOUTHLAND .....	21

# HIGHLIGHTS

JULY - DECEMBER 2025



**10,414**

**UFB  
CONNECTIONS**



**73.1%**

**UFB UPTAKE\***



**2**

**MARAE  
CONNECTED**



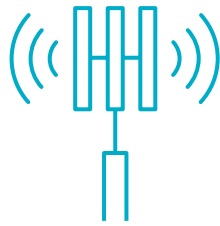
**6**

**MARAE WITH  
HARDWARE  
INSTALLED**



**44.0%**

**UPTAKE ON  
RCG TOWERS**



**6**

**NEW MOBILE  
TOWERS  
COMPLETE**



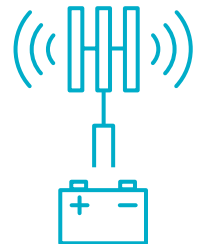
**133km**

**STATE HIGHWAY  
AND LOCAL ROADS  
WITH MOBILE  
COVERAGE\*\***



**5**

**NEW TOURISM  
SITES WITH MOBILE  
COVERAGE**



**20**

**BATTERY  
CAPACITY  
UPGRADES  
COMPLETED**



**3**

**SETTLEMENTS  
WITH VOICE  
COVERAGE**



**275**

**RURAL HOMES &  
BUSINESSES WITH  
ACCESS TO IMPROVED  
BROADBAND**



**1,205**

**RURAL HOMES  
& BUSINESSES  
WITH BROADBAND  
CAPACITY  
UPGRADES**



**\$18.9m**

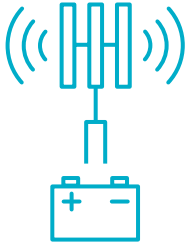
**INVESTMENT  
IN DIGITAL  
CONNECTIVITY**

\* UFB uptake is based on information supplied to NIFF by fibre companies.


\*\* State Highway and Local Road KMs are based on GIS coverage files supplied to NIFF by build partners.

# OUR TARGETS

## RURAL CONNECTIVITY AND MOBILE BLACK SPOT TARGETS



**108 BATTERY  
CAPACITY  
UPGRADES**



**~84,000 RURAL  
HOMES &  
BUSINESSES**  
will receive improved  
broadband



**~2,000KM\***  
of State Highway and  
Local Roads and over  
**200 TOURISM  
SITES\***  
will receive mobile  
coverage



**~70,000 RURAL  
HOMES &  
BUSINESSES**  
with Broadband Capacity  
Upgrades

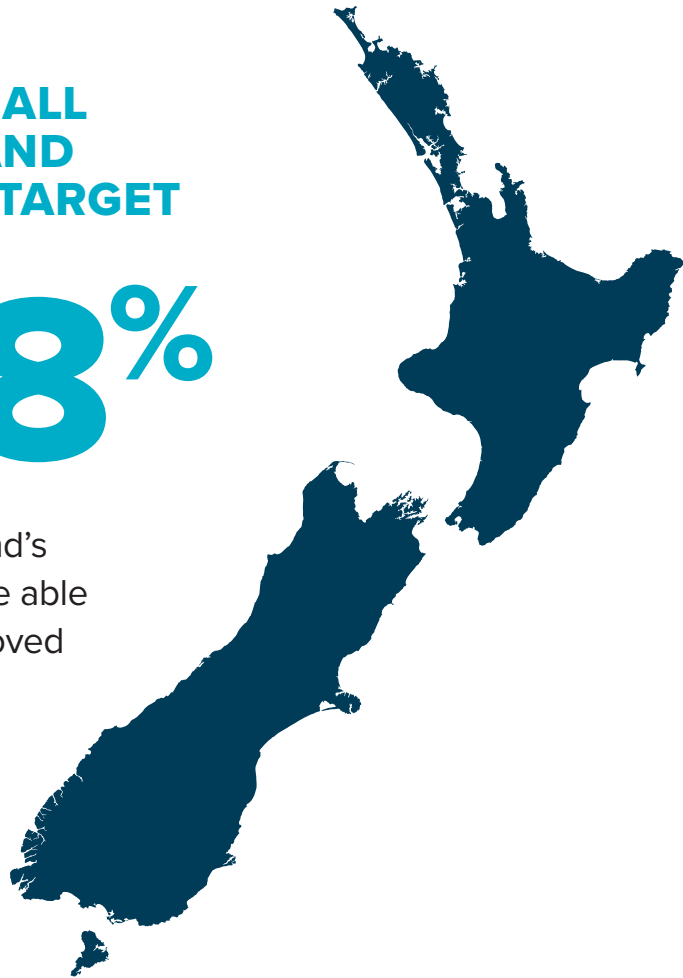


**15  
SETTLEMENTS**  
with mobile coverage

## OUR OVERALL BROADBAND AVAILABILITY TARGET

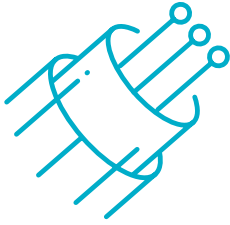
# 99.8%

of New Zealand's  
population will be able  
to access improved  
broadband




# OVERALL PROGRESS

## ULTRA-FAST BROADBAND (UFB)



**1,985,266 HOMES AND BUSINESSES**

with UFB available



**1,445,725 HOMES AND BUSINESSES**

connected to UFB



**UPTAKE 73.1%\***

## UFB WAS COMPLETED IN DECEMBER 2022

### FINANCIAL

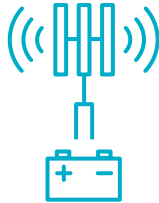


INVESTED TO DATE

**\$2.3b**

TOTAL INVESTMENT

### RURAL CONNECTIVITY PROGRESS



**54 BATTERY CAPACITY UPGRADES COMPLETED**

50% complete



**86,038 RURAL HOMES AND BUSINESSES**

can access improved broadband 101.9% complete



**197 TOURISM SITES**

have mobile coverage 105.3% complete

### MARAE DIGITAL



**678**

MARAE ARE NOW CONNECTED



**2,219KM OF STATE HIGHWAY & LOCAL ROADS**

with mobile coverage 112.7% complete



**44%**

Uptake on RCG towers



**572 MOBILE TOWERS**

are live 97.3% complete



**680**

MARAE WITH HARDWARE INSTALLED



**70,760 HOMES AND BUSINESSES**

with Broadband capacity upgrades 101.3% complete



**15 SETTLEMENTS**

with mobile coverage 100%

\* UFB uptake is based on information supplied to NIFF by fibre companies.

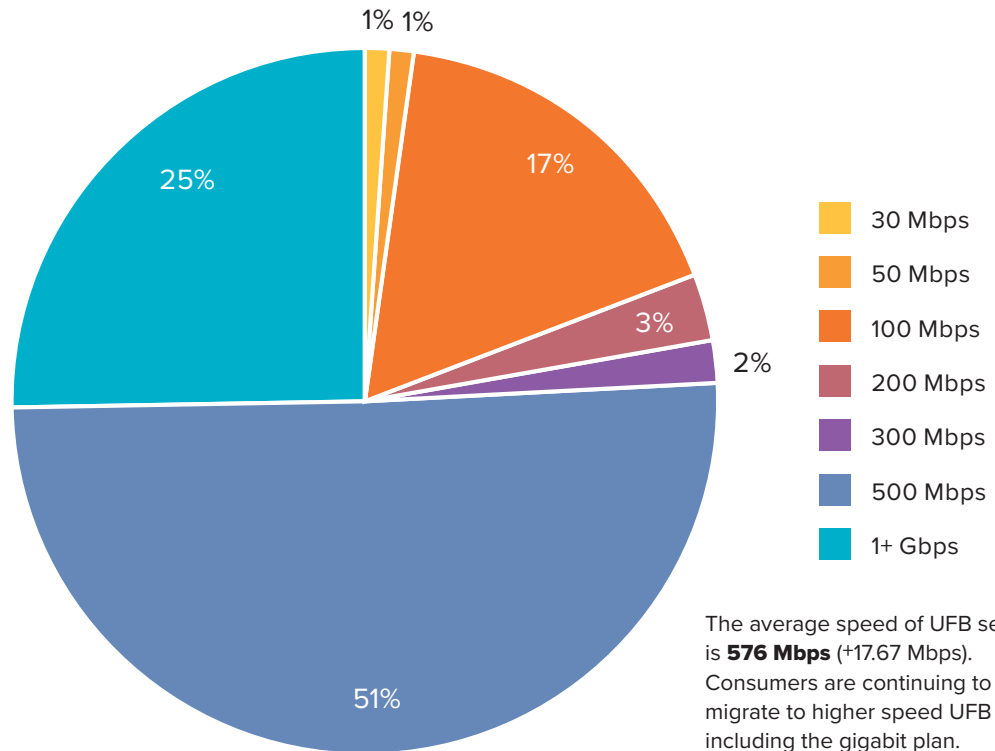
# UFB SNAPSHOTS

## CENTRES FOR UFB UPTAKE\*

RANK	TOWN	UPTAKE % *
1	One Tree Point	95%
2	Parau	88%
3	Cambridge	86%
4	Dargaville	86%
5	Waiatarua	85%
6	Tauranga	83%
7	Otatara	83%
8	Ruakaka	81%
9	Hamilton	80%
10	Wellington	72%

Note: These are as reported by fibre companies and the order may change as new fibre builds are added to towns.

## UFB PRODUCT MIX



## GIGABIT CONNECTIONS

**356,971**

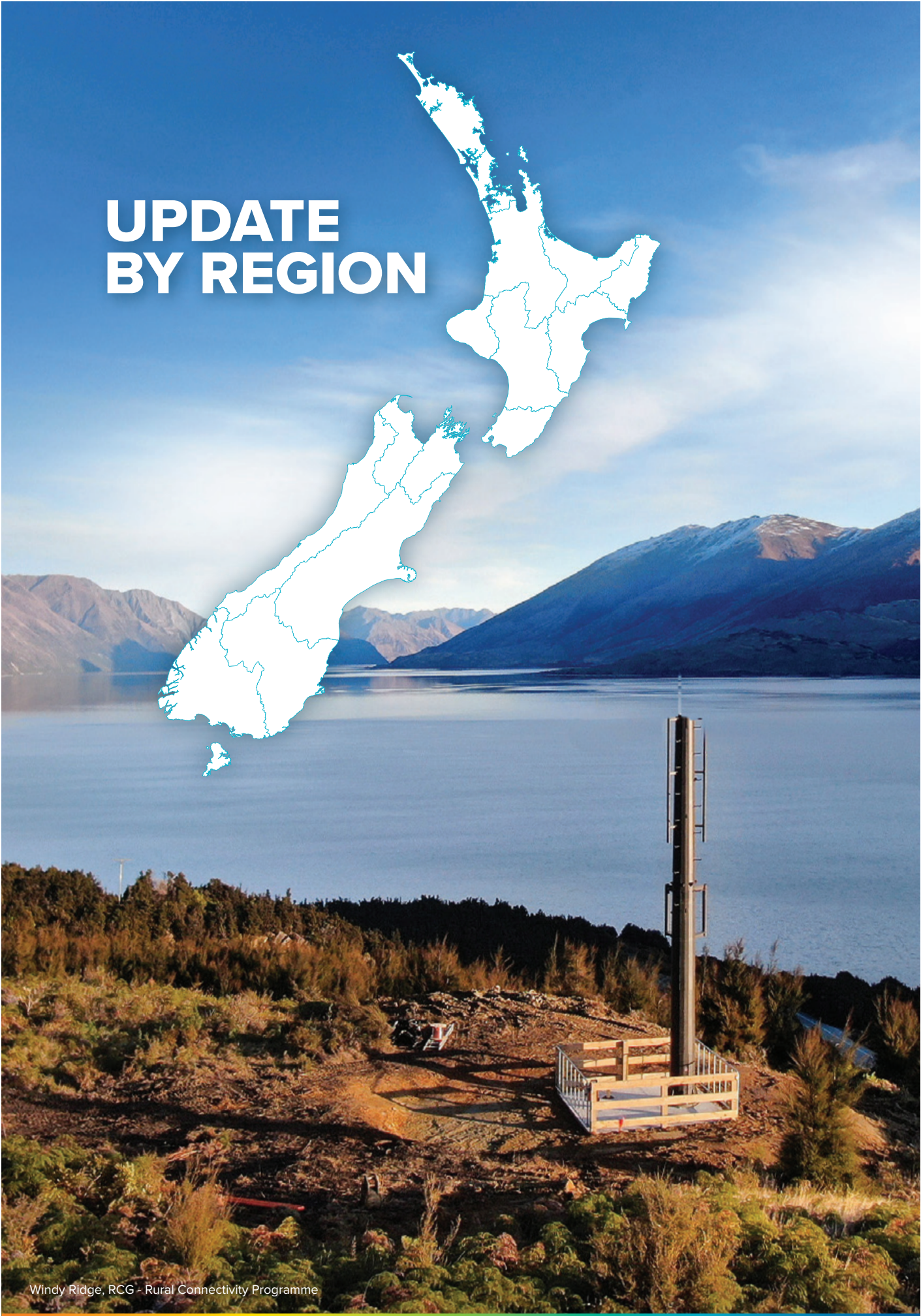
Gigabit+ connections as at 31 December 2025

**2,558**

Additional connections last six months

\* UFB Towns excludes towns with less than 1,000 premises and 100% coverage

# UPDATE BY REGION





# NORTHLAND



## RURAL CONNECTIVITY

- Rural homes and businesses: **9,679** (105% of target)
- State Highways and Local Roads covered: **133km** (117% of target)
- Tourist sites covered: **13** (87% of target)
- Mobile towers built: **57** (98% of target)
- Rural capacity upgrades: **5,819** rural homes and businesses (90% of target), with **1,241** Stop Sells\* upgraded
- Battery Capacity Upgrades Completed: **6**



## MARAE

**133** Marae connected.



## UFB AND FIBRE

- Towns complete: **40**
- Uptake: **72.3%**
- Connections: **40,205**
- Population with access: **59%**



RANK	TOWN	UPTAKE**
1	Waipu	97%
2	Mangawhai	97%
3	One Tree Point	95%
4	Maungaturoto	95%
5	Hikurangi	87%



## REGIONAL INVESTMENT

**\$117.6M**

\* 'Stop sell' means that a customer who has mobile network coverage is unable to access a new broadband connection because the relevant network tower has no spare capacity.  
\*\* The uptake is provided by the local fibre companies and is not certified by NIFF. Towns exclude any town with less than 1,000 premises and 100% coverage.



# AUCKLAND



## RURAL CONNECTIVITY

- Rural homes and businesses: **6,511** (106% of target)
- State Highways and Local Roads covered: **16km** (101% of target)
- Tourist sites covered: **2** (100% of target)
- Mobile towers built: **24** (96% of target)
- Unfunded Mobile towers built: **1**
- Rural capacity upgrades: **5,245** rural homes and businesses (95.5% of target), with **972** Stop Sells\* upgraded



## MARAE

**22** Marae connected.



## UFB AND FIBRE

- Towns complete: **32**
- Uptake: **76.2%**
- Connections: **499,848**  
Population with access: **95%**



RANK	TOWN	UPTAKE**
1	Dairy Flat	100%
2	Bombay	96%
3	Puhoi	88%
4	Parau	88%
5	Waimauku	86%

## REGIONAL INVESTMENT

**\$503.4M**

\* 'Stop sell' means that a customer who has mobile network coverage is unable to access a new broadband connection because the relevant network tower has no spare capacity.

\*\* The uptake is provided by the local fibre companies and is not certified by NIFF. Towns exclude any town with less than 1,000 premises and 100% coverage.



# WAIKATO



## RURAL CONNECTIVITY

- Rural homes and businesses: **10,454** (102% of target)
- State Highways and Local Roads covered: **162km** (124% of target)
- Tourist sites covered: **19** (127% of target)
- Mobile towers built: **54** (100% of target)
- Rural capacity upgrades: **14,334** rural homes and businesses (99.9% of target), with **3,517** Stop Sells\* upgraded
- Settlements with voice coverage: **1** (100% of target)
- Battery Capacity Upgrades Completed: **1**



## MARAE

**104** Marae connected.



## UFB AND FIBRE

- Towns complete: **60**
- Uptake: **71.3%**
- Connections: **135,687**
- Population with access: **79%**

RANK	TOWN	UPTAKE**
1	Karapiro	93%
2	Cambridge	86%
3	Whatawhata	86%
4	Matatoki	84%
5	Wairakei	84%



## REGIONAL INVESTMENT

**\$243.0M**

\* 'Stop sell' means that a customer who has mobile network coverage is unable to access a new broadband connection because the relevant network tower has no spare capacity.  
\*\* The uptake is provided by the local fibre companies and is not certified by NIFF. Towns exclude any town with less than 1,000 premises and 100% coverage.



# BAY OF PLENTY



## RURAL CONNECTIVITY

- Rural homes and businesses: **6,135** (100% of target)
- State Highways and Local Roads covered: **73km** (92% of target)
- Tourist sites covered: **9** (100% of target)
- Mobile towers built: **24** (89% of target)
- Rural capacity upgrades: **7,317** rural homes and businesses (99.8% of target), with **1,950** Stop Sells\* upgraded
- Settlements with voice coverage: **1** (100% of target)



## MARAE

**134** Marae connected.



## UFB AND FIBRE

- Towns complete: **24**
- Uptake: **76.3%**
- Connections: **97,828**
- Population with access: **85%**



RANK	TOWN	UPTAKE**
1	Tauranga	83%
2	Te Puna	80%
3	Coastlands	77%
4	Lake Okareka	75%
5	Whakatane	74%



## REGIONAL INVESTMENT

**\$139.1M**

\* 'Stop sell' means that a customer who has mobile network coverage is unable to access a new broadband connection because the relevant network tower has no spare capacity.  
\*\* The uptake is provided by the local fibre companies and is not certified by NIFF. Towns exclude any town with less than 1,000 premises and 100% coverage.



# GISBORNE



## RURAL CONNECTIVITY

- Rural homes and businesses: **2,388 (98%** of target)
- State Highways and Local Roads covered: **196km (108%** of target)
- Tourist sites covered: **6 (120%** of target)
- Mobile towers built: **22 (100%** of target)
- Rural capacity upgrades: **1,613** rural homes and businesses (**99.4%** of target), with **23** Stop Sells\* upgraded
- Settlements with voice coverage: **3 (100%** of target)
- Battery Capacity Upgrades Completed: **8**



## MARAE

**61** Marae connected.



## UFB AND FIBRE

- Towns complete: **5**
- Uptake: **73.0%**
- Connections: **11,405**
- Population with access: **76%**



## REGIONAL INVESTMENT

**\$32.8M**

RANK	TOWN	UPTAKE**
1	Manutūkē	79%
2	Gisborne	74%
3	Te Karaka	65%
4	Ruatoria	60%
5	Tolaga Bay	50%

\* 'Stop sell' means that a customer who has mobile network coverage is unable to access a new broadband connection because the relevant network tower has no spare capacity.  
\*\* The uptake is provided by the local fibre companies and is not certified by NIFF.



# HAWKE'S BAY



## RURAL CONNECTIVITY

- Rural homes and businesses: **4,310** (103% of target)
- State Highways and Local Roads covered: **111km** (94% of target)
- Tourist sites covered: **6** (67% of target)
- Mobile towers built: **41** (98% of target)
- Rural capacity upgrades: **2,131** rural homes and businesses (94.4% of target), with **358** Stop Sells\* upgraded
- Battery Capacity Upgrades Completed: **37**



## MARAE

**62** Marae connected.



## UFB AND FIBRE

- Towns complete: **14**
- Uptake: **72.9%**
- Connections: **45,372**
- Population with access: **78%**



RANK	TOWN	UPTAKE**
1	Whirinaki	87%
2	Otane	79%
3	Clive	79%
4	Ongaonga	77%
5	Bay View	77%

## REGIONAL INVESTMENT

**\$87.2M**

\* 'Stop sell' means that a customer who has mobile network coverage is unable to access a new broadband connection because the relevant network tower has no spare capacity.  
\*\* The uptake is provided by the local fibre companies and is not certified by NIFF. Towns exclude any town with less than 1,000 premises and 100% coverage.



# TARANAKI



## RURAL CONNECTIVITY

- Rural homes and businesses: **2,545** (105% of target)
- State Highways and Local Roads covered: **84km** (106% of target)
- Tourist sites covered: **4** (100% of target)
- Mobile towers built: **18** (100% of target)
- Rural capacity upgrades: **3,475** rural homes and businesses (99.1% of target), with **351** Stop Sells\* upgraded



## MARAE

**36** Marae connected.



## UFB AND FIBRE

- Towns complete: **17**
- Uptake: **73.4%**
- Connections: **33,720**
- Population with access: **95%**

RANK	TOWN	UPTAKE**
1	Lepperton	84%
2	New Plymouth	78%
3	Hāwera	74%
4	Patea	69%
5	Inglewood	69%



## REGIONAL INVESTMENT

**\$54.0M**

\* 'Stop sell' means that a customer who has mobile network coverage is unable to access a new broadband connection because the relevant network tower has no spare capacity.

\*\* The uptake is provided by the local fibre companies and is not certified by NIFF. Towns exclude any town with less than 1,000 premises and 100% coverage.



# MANAWATŪ-WHANGANUI



## RURAL CONNECTIVITY

- Rural homes and businesses: **11,229** (100% of target)
- State Highways and Local Roads covered: **304km** (127% of target)
- Tourist sites covered: **7** (100% of target)
- Mobile towers built: **51** (96% of target)
- Rural capacity upgrades: **5,428** rural homes and businesses (154% of target), with **884** Stop Sells\* upgraded
- Settlements with voice coverage: **5** (100% of target)
- Battery Capacity Upgrades Completed: **2**

## MARAE

**68** Marae connected.

## UFB AND FIBRE

- Towns complete: **36**
- Uptake: **70.6%**
- Connections: **68,432**
- Population with access: **82%**

RANK	TOWN	UPTAKE**
1	Summerhill	80%
2	Ratana	79%
3	Ashhurst	79%
4	Rongotea	78%
5	Palmerston North	78%

## REGIONAL INVESTMENT

**\$156.3M**

\* 'Stop sell' means that a customer who has mobile network coverage is unable to access a new broadband connection because the relevant network tower has no spare capacity.  
\*\* The uptake is provided by the local fibre companies and is not certified by NIFF. Towns exclude any town with less than 1,000 premises and 100% coverage.



# WELLINGTON



## RURAL CONNECTIVITY

- Rural homes and businesses: **3,854** (99% of target)
- State Highways and Local Roads covered: **35km** (156% of target)
- Tourist sites covered: **5** (83% of target)
- Mobile towers built: **25** (86% of target)
- Transmission Gully\*\*: **4** mobile towers built
- Rural capacity upgrades: **2,059** rural homes and businesses (97% of target), with **275** Stop Sells\* upgraded



## MARAE

**23** Marae connected.



## UFB AND FIBRE

- Towns complete: **16**
- Uptake: **71.4%**
- Connections: **161,263**
- Population with access: **80%**



RANK	TOWN	UPTAKE***
1	Otaihanga	84%
2	Masterton	73%
3	Wellington	72%
4	Porirua	72%
5	Lower Hutt	72%

## REGIONAL INVESTMENT

**\$207.2M**

\* 'Stop sell' means that a customer who has mobile network coverage is unable to access a new broadband connection because the relevant network tower has no spare capacity.

\*\* Transmission Gully mobile towers are funded by Mobile Network Operators (MNOs).

\*\*\* The uptake is provided by the local fibre companies and is not certified by NIFF. Towns exclude any town with less than 1,000 premises and 100% coverage.



# TOP OF THE SOUTH



## RURAL CONNECTIVITY

- Rural homes and businesses: **5,078** (101% of target)
- State Highways and Local Roads covered: **205km** (97% of target)
- Tourist sites covered: **18** (100% of target)
- Mobile towers built: **50** (89% of target)
- Rural capacity upgrades: **3,542** rural homes and businesses (99.6% of target), with **530** Stop Sells\* upgraded
- Settlements with voice coverage: **1** (100% of target)



## MARAE

7 Marae connected.



## UFB AND FIBRE

- Towns complete: **22**
- Uptake: **74.3%**
- Connections: **43,259**
- Population with access: **78%**



RANK	TOWN	UPTAKE**
1	Spring Creek	84%
2	Ruby Bay	79%
3	Nelson	78%
4	Brightwater	75%
5	Blenheim	75%



## REGIONAL INVESTMENT

**\$100.2M**

\* 'Stop sell' means that a customer who has mobile network coverage is unable to access a new broadband connection because the relevant network tower has no spare capacity.

\*\* The uptake is provided by the local fibre companies and is not certified by NIFF. Towns exclude any town with less than 1,000 premises and 100% coverage.



# WEST COAST



## RURAL CONNECTIVITY

- Rural homes and businesses: **2,748** (96% of target)
- State Highways and Local Roads covered: **365km** (110% of target)
- Tourist sites covered: **36** (116% of target)
- Mobile towers built: **61** (94% of target)
- Rural capacity upgrades: **863** rural homes and businesses (90.5% of target), with **99** Stop Sells\* upgraded
- Settlements with voice coverage: **1** (100% of target)



## MARAE

**5** Marae connected.



## UFB AND FIBRE

- Towns complete: **26**
- Uptake: **64.2%**
- Connections: **8,550**
- **204** kilometres of Fibre Link Backhaul built and is complete
- Population with access: **68%**



## REGIONAL INVESTMENT

**\$89.4M**

RANK	TOWN	UPTAKE**
1	Taylorville	78%
2	Ahaura	75%
3	Greymouth	72%
4	Runanga	72%
5	Hokitika	71%

\* 'Stop sell' means that a customer who has mobile network coverage is unable to access a new broadband connection because the relevant network tower has no spare capacity.

\*\* The uptake is provided by the local fibre companies and is not certified by NIFF.



# CANTERBURY



## RURAL CONNECTIVITY

- Rural homes and businesses: **10,058** (102% of target)
- State Highways and Local Roads covered: **214km** (125% of target)
- Tourist sites covered: **32** (100% of target)
- Mobile towers built: **65** (103% of target)
- Rural capacity upgrades: **11,687** rural homes and businesses (101.8% of target), with **2,369** Stop Sells\* upgraded



## MARAE

**15** Marae connected.



## UFB AND FIBRE

- Towns complete: **58**
- Uptake: **69.5%**
- Connections: **199,212**
- Population with access: **86%**



RANK	TOWN	UPTAKE**
1	Woodend Beach	87%
2	West Eyreton	85%
3	Winchester	80%
4	Kirwee	77%
5	Cust	76%



## REGIONAL INVESTMENT

**\$300.2M**

\* 'Stop sell' means that a customer who has mobile network coverage is unable to access a new broadband connection because the relevant network tower has no spare capacity.

\*\* The uptake is provided by the local fibre companies and is not certified by NIFF. Towns exclude any town with less than 1,000 premises and 100% coverage.



# OTAGO



## RURAL CONNECTIVITY

- Rural homes and businesses: **5,147** (103% of target)
- State Highways and Local Roads covered: **266km** (113% of target)
- Tourist sites covered: **23** (135% of target)
- Mobile towers built: **43** (102% of target)
- Rural capacity upgrades: **5,447** rural homes and businesses (98.9% of target), with **574** Stop Sells\* upgraded
- Settlements with voice coverage: **3** (100% of target)



## MARAE

**3** Marae connected.



## UFB AND FIBRE

- Towns complete: **43**
- Uptake: **71.2%**
- Connections: **74,282**
- **43** kilometres of Fibre Link Backhaul built and is complete
- Population with access: **86%**

RANK	TOWN	UPTAKE**
1	Stirling	82%
2	Pisa Moorings	82%
3	Arthurs Point	80%
4	Arrowtown	76%
5	Outram	76%



## REGIONAL INVESTMENT

**\$157.4M**

\* 'Stop sell' means that a customer who has mobile network coverage is unable to access a new broadband connection because the relevant network tower has no spare capacity.

\*\* The uptake is provided by the local fibre companies and is not certified by NIFF. Towns exclude any town with less than 1,000 premises and 100% coverage.



# SOUTHLAND



## RURAL CONNECTIVITY

- Rural homes and businesses: **5,902** (101% of target)
- State Highways and Local Roads covered: **55km** (128% of target)
- Tourist sites covered: **17** (100% of target)
- Mobile towers built: **32** (94% of target)
- Rural capacity upgrades: **1,800** rural homes and businesses (106.2% of target), with **567** Stop Sells\* upgraded



## MARAE

**5** Marae connected.



## UFB AND FIBRE

- Towns complete: **19**
- Uptake: **67.3%**
- Connections: **26,662**
- **149** kilometres of Fibre Link Backhaul built and is complete
- Population with access: **72%**



RANK	TOWN	UPTAKE**
1	Ōtātara	83%
2	Invercargill	73%
3	Winton	67%
4	Riversdale	63%
5	Wallacetown	62%

## REGIONAL INVESTMENT

**\$84.3M**

\* 'Stop sell' means that a customer who has mobile network coverage is unable to access a new broadband connection because the relevant network tower has no spare capacity.

\*\* The uptake is provided by the local fibre companies and is not certified by NIFF. Towns exclude any town with less than 1,000 premises and 100% coverage.