



Proudly Supported by the NZ Government

New Zealand Government

Te Kāwanatanga o Aotearoa



**NATIONAL
INFRASTRUCTURE**
FUNDING AND FINANCING

INFRASTRUCTURE REFERENCE GROUP FUND

1 JULY TO 31 DECEMBER 2025





CONTENTS

| | | | |
|----------------------------------------|----|--------------------------|----|
| IRG FUND OVERVIEW | 3 | TARANAKI..... | 16 |
| HIGHLIGHTS JULY-DEC 2025 | 4 | MANAWATU-WHANGANUI | 17 |
| PROGRESS TO DATE | 5 | WELLINGTON | 18 |
| COMPLETED PROJECTS JULY-DEC 2025 | 6 | TOP OF THE SOUTH..... | 19 |
| REGIONAL SUMMARY..... | 8 | WEST COAST | 20 |
| UPDATE BY REGION | | CANTERBURY..... | 21 |
| NORTHLAND | 10 | OTAGO | 22 |
| AUCKLAND | 11 | SOUTHLAND | 23 |
| WAIKATO | 12 | NATIONWIDE..... | 24 |
| BAY OF PLENTY | 13 | FULL PROJECT LIST | 25 |
| GISBORNE..... | 14 | GLOSSARY | 37 |
| HAWKE'S BAY..... | 15 | | |

Above: Moonlight Creek Bridge Replacement, Westcoast
Cover: Te Pa Tahuna, Otago

INFRASTRUCTURE REFERENCE GROUP FUND OVERVIEW

THE INFRASTRUCTURE REFERENCE GROUP (IRG) WAS ESTABLISHED IN APRIL 2020 TO IDENTIFY PROJECTS WITH IMMEDIATE ECONOMIC AND EMPLOYMENT BENEFITS. IT ASSESSED 1,924 SUBMISSIONS WORTH \$136 BILLION FROM BOTH PUBLIC AND PRIVATE SECTORS.

The focus of these projects was that they could begin within 12 months, significantly stimulate the construction industry and its workforce, and deliver national or regional benefits.

On 1 July 2020, the Government announced 150 IRG or “shovel-ready” projects for potential Government stimulus funding. Additional projects have since been shortlisted and announced progressively, subject to due diligence

and Ministerial approval.

Further details, including project criteria and the current status of all IRG projects, are available on the National Infrastructure Funding and Financing website and in this report (pages 25–36). The fund has now been running for 6 years and is coming to a close with the final projects due for completion late 2027.



219
SHORTLISTED
PROJECTS



219
APPROVED
PROJECTS



219
GOVERNMENT FUNDING
AGREEMENTS

PROJECTS WITH GOVERNMENT FUNDING AGREEMENTS



GOVERNMENT FUNDING
\$2.68bn



TOTAL PROJECT VALUE
\$5.05bn

JULY-DECEMBER 2025 HIGHLIGHTS

PROJECTS



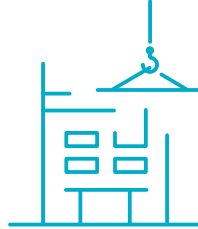
0

Approved



0

Government funding agreement



0

Commenced construction



11

Completed

FUNDING



\$53.6m

Government spend
2% movement of total
Government funding



\$96.0m

Co-funding spend
4% movement of total
Co-funding



\$149.6m

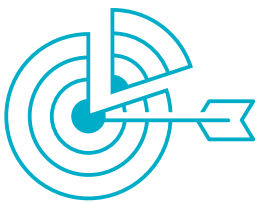
Total spend
3% movement of total
project value



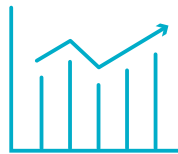
\$0.0m

Procurement committed
0% movement of total
project value

WORKERS (FULL TIME EQUIVALENT)



**PROGRESS TO
PROJECTED: 64.7**



**GROWTH IN PROGRESS
TO PROJECTED: 0.49%**



**CHANGE OF
ON-SITE FTE END OF
JULY-DEC 2025: -216.8**

TOTAL FUNDING PER SECTOR JULY-DECEMBER 2025



TRANSPORT

\$51.4m



HOUSING

\$57.4m



COMMUNITY

\$15.8m



SERVICES

\$13.1m



ENVIRONMENT

\$11.9m

PROGRESS TO DATE

PROJECTS



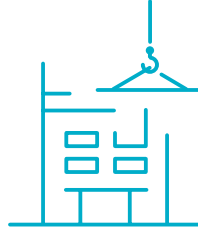
219

Approved



219

Government funding agreement



219

Commenced construction



199

Completed
90.9%

FUNDING



\$2.53bn

Government spend
95% of projected



\$2.15bn

Co-funding spend
91% of projected



\$4.69bn

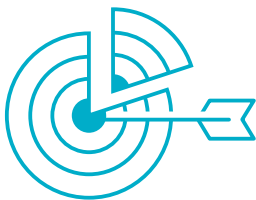
Total spend
93% of projected



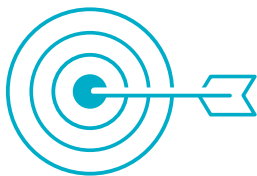
\$3.97bn

Procurement committed
79% of total value

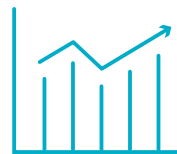
WORKERS (FULL TIME EQUIVALENT)



PROGRESS TO PROJECTED: 10,407



PROJECTED: 13,149



PROGRESS TO PROJECTED ACHIEVED: 79.2%



ON-SITE FTE END OF JULY-DEC 2025: 646

FUNDING SPLIT PER SECTOR



TRANSPORT
35 PROJECTS
\$1,354.0m



HOUSING
23 PROJECTS
\$834.9m



COMMUNITY
80 PROJECTS
\$1,500.4m



SERVICES
18 PROJECTS
\$454.0m



ENVIRONMENT
63 PROJECTS
\$542.3m

COMPLETED PROJECTS

JULY–DECEMBER 2025

THERMAL DRYING FACILITY, NEW PLYMOUTH

IRG Funding \$37m | Total Project Spend: \$59.3m* | Total FTE: 59

THE THERMAL DRYING FACILITY (TDF), LOCATED IN NEW PLYMOUTH, SERVES TO REPLACE AND UPGRADE THE AGEING THERMAL DRYER FACILITY AT NEW PLYMOUTH DISTRICT COUNCIL'S (NPDC) WASTEWATER TREATMENT PLANT, WHICH WAS NEARING THE END OF ITS OPERATIONAL LIFE.

The project replaced the previous 20-year-old facility that turns sewage sludge into fertiliser, and sees up to 25 per cent of the natural gas used to run the dryer replaced by hydrogen.

The dryer facility is responsible for drying the biosolids from the wastewater treatment plant to produce a fertiliser product for the market.

The project comprised civil and structural works involving roading, building erection, mechanical installations, and electrical works.

The new Thermal Drying Facility will run on a blend of hydrogen and gas and will prevent the number of biosolids sent to landfill. The facility uses advanced technology to dry sludge and turn it into Bioboost fertiliser, which can be reused for land rehabilitation and will ensure they are 100% beneficially reused.

Key components include:

- The building facility, surrounding equipment, and silos span an area of approximately 1600m².
- The TDF building includes a single bay structure to accommodate the drying process.
- The eastern corner of the building houses four silos, which are located at a certain height to allow for material disposal into trucks.

The project has delivered strong economic and employment benefits to the New Plymouth region, using local engineering and construction firms when possible.

This project is important for the community as it replaces an existing thermal dry facility which is coming to the end of its design life. This will futureproof wastewater services for New Plymouth locals and provide ratepayers with a high-quality water service that priorities health and the environment.

The project marks a significant \$37 million investment into the area by the Government's Infrastructure Reference Group (IRG) fund.



* Project completed. Financial claims to be received.

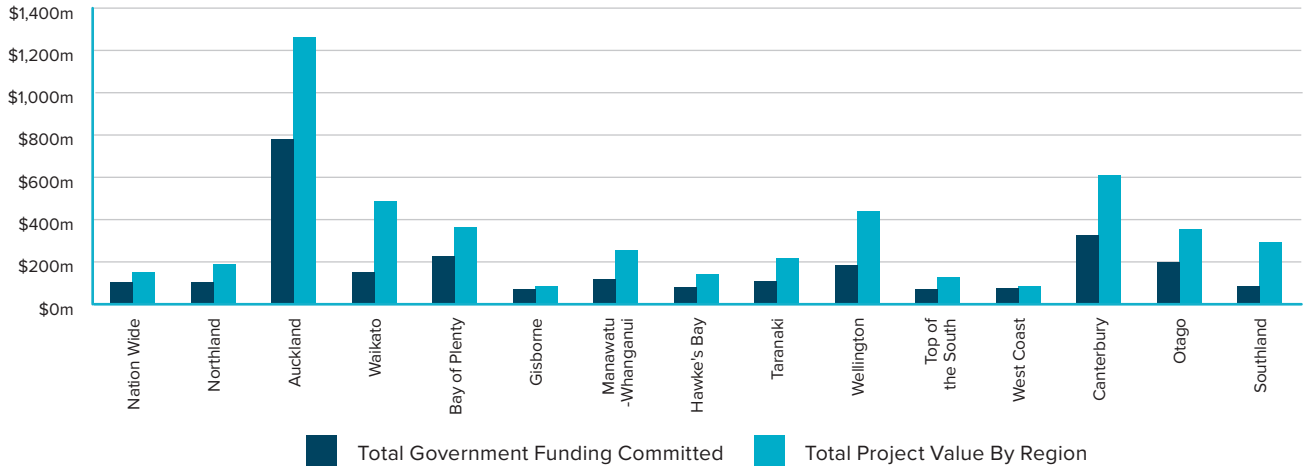


| COMPLETED PROJECTS JULY-DECEMBER 2025 | | | | | | |
|---------------------------------------|--------------------------------------------|----------------------------------------|--------------------|-----------------|--------------------------|--------------|
| REGION | PROJECT NAME | PROJECT OWNER | PROJECT SPEND \$M* | GOVT SPEND \$M* | FTE ORIGINALLY PROJECTED | FTE ACTUAL |
| Northland | Hihiaua Cultural Centre | Hihiaua Cultural Centre | 4.9M | 2.4M | 70 | 13 |
| Northland | Kaipara Stopbank Enhancement | Kaipara District Council | 6.0M | 6.0M | 39 | 45 |
| Auckland | Kāinga Ora Mt Roskill Water and Wastewater | Kainga Ora | 105.2M | 76.7M | 75 | 95 |
| Waikato | Otorohanga Kiwi house | Otorohanga Kiwi House Charitable Trust | 4.6M | 2M | 20 | 22 |
| Bay Of Plenty | SH30 Rotorua | Waka Kotahi NZ Transport Agency | 35.4M | 34.8M | 210 | 35 |
| Hawke's Bay | Upper Tukituki Flood Control Scheme | Hawkes Bay Regional Council | 7.3M | 5.1M | 16 | 21 |
| Taranaki | Thermal Drying Facility Replacement | New Plymouth District Council | 58.8M | 36.5M | 77 | 59 |
| Manawatū-Whanganui | Foxton Flood Mitigation | Horizons Regional Council | 5.4M | 4.3M | 6 | 14 |
| Manawatū-Whanganui | Lower Manawatu Flood Protection Resilience | Horizons Regional Council | 14.9M | 11.7M | 20 | 42 |
| Wellington | Hood Aerodrome Infrastructure Upgrade | Masterton District Council | 13.5M | 6.8M | 50 | 50 |
| Nationwide | Apollo Aviation | Merlin Lab NZ Ltd | 35.7M | 1M | 25 | 21 |
| Completed July-December 2025 | | | 291.8M | 187.2M | 608 | 419 |
| Completed Prior* | | | 3,648.6M | 1,888.6M | 10,557 | 8,832 |
| Withdrawn Projects | | | 67.3M | 44.2M | 266 | 216 |
| Total Completed | | | 4,007.7M | 2,120.0M | 11,431 | 9,466 |

* Project complete - Financial claims to be received

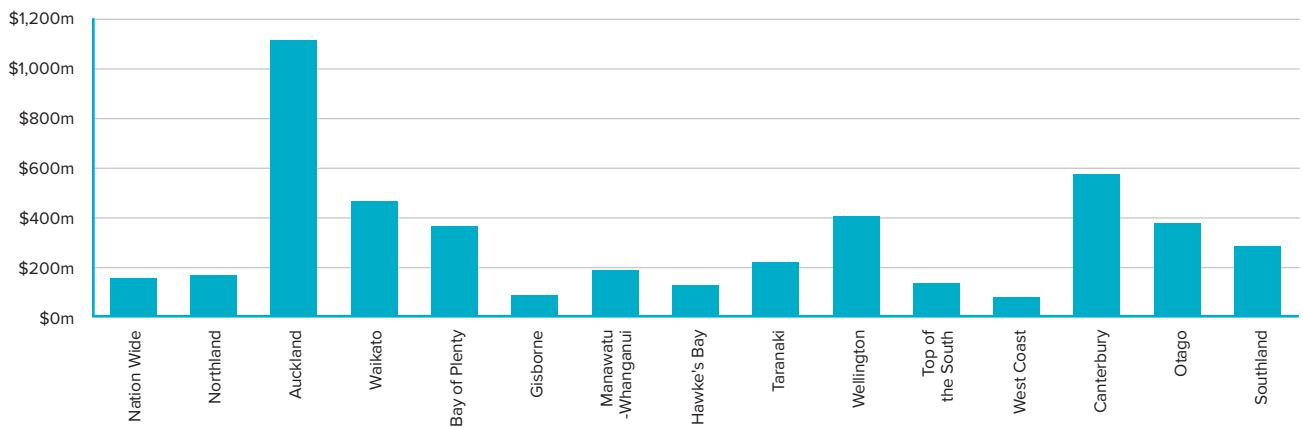
REGIONAL SUMMARY

TOTAL GOVERNMENT FUNDING COMMITTED AND TOTAL PROJECT VALUE

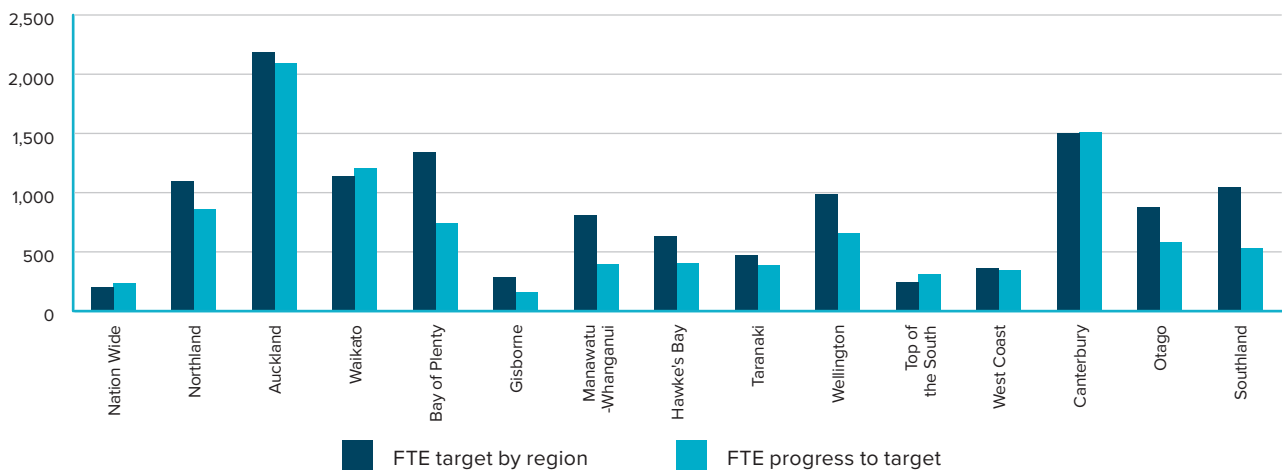


Total projected value is deemed on the same basis therefore is total value of contracted projects


TOTAL SPEND PROJECT TO DATE



FTE TARGET AND PROGRESS TO TARGET



UPDATE BY REGION





NORTHLAND



PROJECTS

31
Approved

31
Government
funding agreement

1
In construction

30
Completed



FUNDING

\$99.8m
Government
spend

\$65.5m
Co-funding
spend

\$165.3m
Total
spend

\$132.9m
Procurement
committed



LOCAL WORKERS FTE

Progress
to projected:
858
78% to projected

Growth
Jul–Dec 2025:
0

Projected:
1,096

FTE on-site
end of Dec 2025:
0

PROJECT HIGHLIGHTS JUL–DEC 2025



Pohe Island Bike Park



Ruakaka Recreation Centre



AUCKLAND



PROJECTS

18
Approved

18
Government
funding agreement

4
In construction

14
Completed



FUNDING

\$717.7m
Government
spend

\$394.6m
Co-funding
spend

\$1,112.3m
Total
spend

\$1,070.5m
Procurement
committed



LOCAL WORKERS FTE

Progress
to projected:
2,095
96% to projected

Growth
Jul-Dec 2025:
0

Projected:
2,184

FTE on-site
end of Dec 2025:
130

PROJECT HIGHLIGHTS JUL-DEC 2025



Te Whau pathway



Westgate Stage 2 Watermain project



WAIKATO



PROJECTS

25
Approved

25
Government
funding agreement

1
In construction

24
Completed



FUNDING

\$144.8m
Government
spend

\$316.5m
Co-funding
spend

\$461.3m
Total
spend

\$413.4m
Procurement
committed



LOCAL WORKERS FTE

Progress
to projected:
1,207
106% to projected

Growth
Jul-Dec 2025:
0

Projected:
1,139

FTE on-site
end of Dec 2025:
246

PROJECT HIGHLIGHTS JUL-DEC 2025



Onemana Surf Club



Ruakura Inland Port West



BAY OF PLENTY



PROJECTS

13
Approved

13
Government
funding agreement

1
In construction

12
Completed



FUNDING

\$220.1m
Government
spend

\$140.6m
Co-funding
spend

\$360.7m
Total
spend

\$304.6m
Procurement
committed



LOCAL WORKERS FTE

Progress
to projected:
744
56% to projected

Growth
Jul-Dec 2025:
0

Projected:
1,339

FTE on-site
end of Dec 2025:
0

PROJECT HIGHLIGHTS JUL-DEC 2025



Omokoroa Road Safety



SH30 Rotorua



GISBORNE



PROJECTS

4
Approved

4
Government
funding agreement

1
In construction

3
Completed



FUNDING

\$68.7m
Government
spend

\$13.7m
Co-funding
spend

\$82.4m
Total
spend

\$67.3m
Procurement
committed



LOCAL WORKERS FTE

Progress
to projected:
162
58% to projected

Growth
Jul-Dec 2025:
2

Projected:
282

FTE on-site
end of Dec 2025:
8

PROJECT HIGHLIGHTS JUL-DEC 2025



Rugby Park Grandstand, Gisborne



HAWKE'S BAY



PROJECTS

10
Approved

10
Government
funding agreement

0
In construction

10
Completed



FUNDING

\$79.5m
Government
spend

\$45.3m
Co-funding
spend

\$124.8m
Total
spend

\$87.3m
Procurement
committed



LOCAL WORKERS FTE

Progress
to projected:
404
64% to projected

Growth
Jul-Dec 2025:
0

Projected:
627

FTE on-site
end of Dec 2025:
0

PROJECT HIGHLIGHTS JUL-DEC 2025



Flaxmere and Ioana Urban Development, Hastings



TARANAKI



PROJECTS

9
Approved

9
Government
funding agreement

1
In construction

8
Completed



FUNDING

\$105.8m
Government
spend

\$108.9m
Co-funding
spend

\$214.7m
Total
spend

\$211.3m
Procurement
committed



LOCAL WORKERS FTE

Progress
to projected:
389
83% to projected

Growth
Jul–Dec 2025:
0

Projected:
469

FTE on-site
end of Dec 2025:
32

PROJECT HIGHLIGHTS JUL–DEC 2025



Nukumarū Station Road



Thermal Drying Facility Replacement



MANAWATŪ-WHANGANUI



PROJECTS

11
Approved

11
Government
funding agreement

2
In construction

9
Completed



FUNDING

\$81.7m
Government
spend

\$100.2m
Co-funding
spend

\$182.0m
Total
spend

\$131.4m
Procurement
committed



LOCAL WORKERS FTE

Progress
to projected:
395
49% to projected

Growth
Jul-Dec 2025:
0

Projected:
804

FTE on-site
end of Dec 2025:
15

PROJECT HIGHLIGHTS JUL-DEC 2025



Tara-Ika Growth Development



WELLINGTON



PROJECTS

13
Approved

13
Government
funding agreement

2
In construction

11
Completed



FUNDING

\$177.8m
Government
spend

\$224.7m
Co-funding
spend

\$402.5m
Total
spend

\$361.0m
Procurement
committed



LOCAL WORKERS FTE

Progress
to projected:
660
67% to projected

Growth
Jul–Dec 2025:
28

Projected:
985

FTE on-site
end of Dec 2025:
96

PROJECT HIGHLIGHTS JUL–DEC 2025



Eastern Bays Shared Pathway



Hood Aerodrome infrastructure upgrade



TOP OF THE SOUTH



PROJECTS

9
Approved

9
Government
funding agreement

2
In construction

7
Completed



FUNDING

\$68.1m
Government
spend

\$62.0m
Co-funding
spend

\$130.1m
Total
spend

\$105.6m
Procurement
committed



LOCAL WORKERS FTE

Progress
to projected:
307
126% to projected

Growth
Jul-Dec 2025:
0

Projected:
243

FTE on-site
end of Dec 2025:
39

PROJECT HIGHLIGHTS JUL-DEC 2025



AIMEX Nelson Port Slipway



The Whale Trail



WEST COAST



PROJECTS

15
Approved

15
Government
funding agreement

1
In construction

14
Completed



FUNDING

\$67.0m
Government
spend

\$7.1m
Co-funding
spend

\$74.1m
Total
spend

\$60.4m
Procurement
committed



LOCAL WORKERS FTE

Progress
to projected:
341
95% to projected

Growth
Jul-Dec 2025:
0

Projected:
358

FTE on-site
end of Dec 2025:
4

PROJECT HIGHLIGHTS JUL-DEC 2025



Hokitika swimming pool renovation



Moonlight Creek bridge replacement



PROJECTS

28
Approved

28
Government
funding agreement

4
In construction

24
Completed



FUNDING

\$317.2m
Government
spend

\$253.8m
Co-funding
spend

\$571.1m
Total
spend

\$487.8m
Procurement
committed



LOCAL WORKERS FTE

Progress
to projected:
1,507
100% to projected

Growth
Jul-Dec 2025:
35

Projected:
1,504

FTE on-site
end of Dec 2025:
53

PROJECT HIGHLIGHTS JUL-DEC 2025



Mechanical Depots - Waltham (Kiwirail)



Chatham Islands Airport



OTAGO



PROJECTS

14
Approved

14
Government
funding agreement

0
In construction

14
Completed



FUNDING

\$196.8m
Government
spend

\$177.5m
Co-funding
spend

\$374.3m
Total
spend

\$294.1m
Procurement
committed



LOCAL WORKERS FTE

Progress
to projected:
577
66% to projected

Growth
Jul-Dec 2025:
0

Projected:
873

FTE on-site
end of Dec 2025:
5

PROJECT HIGHLIGHTS JUL-DEC 2025



Te Pa Tahuna



Queenstown Arterials - Stage 1



SOUTHLAND



PROJECTS

15
Approved

15
Government
funding agreement

0
In construction

15
Completed



FUNDING

\$82.6m
Government
spend

\$196.9m
Co-funding
spend

\$279.5m
Total
spend

\$189.9m
Procurement
committed



LOCAL WORKERS FTE

Progress
to projected:
529
51% to projected

Growth
Jul-Dec 2025:
0

Projected:
1,047

FTE on-site
end of Dec 2025:
0

PROJECT HIGHLIGHTS JUL-DEC 2025



Gore Multisports complex



Invercargill Inner City Redevelopment



NATIONWIDE



PROJECTS

| | | | |
|----------------------|---------------------------------------------|-----------------------------|-----------------------|
| 4 Approved | 4 Government funding agreement | 0 In construction | 4 Completed |
|----------------------|---------------------------------------------|-----------------------------|-----------------------|



FUNDING

| | | | |
|----------------------------------------|---------------------------------------|-----------------------------------|---------------------------------------------|
| \$105.6m Government spend | \$45.2m Co-funding spend | \$150.8m Total spend | \$124.6m Procurement committed |
|----------------------------------------|---------------------------------------|-----------------------------------|---------------------------------------------|



LOCAL WORKERS FTE

| | | | |
|--------------------------------------------------------------|-------------------------------------|--------------------------|----------------------------------------------|
| Progress to projected: 232 116% to projected | Growth Jul-Dec 2025: 0 | Projected: 200 | FTE on-site end of Dec 2025: 15 |
|--------------------------------------------------------------|-------------------------------------|--------------------------|----------------------------------------------|

PROJECT HIGHLIGHTS JUL-DEC 2025



Kaikoura Fire Station

GOVERNMENT FUNDING CONTRACTED: ACTIVE - DECEMBER 2025

| PROJECT METRICS | | | | | | PROJECT TO DATE | | | | | | |
|-------------------------------------------------|----------------------------------------|-------------|--------------|----------------------|--------------------|--------------------|----------------------|-----------------------------|------------------|--------------------|---------------------------|--------------------|
| PROJECT NAME | PROJECT OWNER | SECTOR | STATUS | PROJECT VALUE (\$) | GOVT FUNDING (\$) | GOVT SPEND (\$)* | TOTAL SPEND (\$) | FTE ON-SITE TO END DEC 2025 | FTE TO PROJECTED | FTE % OF PROJECTED | CONSTRUCTION COMMENCEMENT | PROJECT COMPLETION |
| Nationwide | | | | | | | | | | | | |
| Nation Wide Completed Total | 4 | | | 149,476,528 | 105,566,000 | 105,566,000 | 150,776,000 | 15 | 232 | 115.9% | | |
| Nation Wide Total | 4 | | | 149,476,528 | 105,566,000 | 105,566,000 | 150,776,000 | 15 | 232 | 115.9% | | |
| Northland | | | | | | | | | | | | |
| FNDC jetties - Pukenui, Unahi, Rangitane | Far North Holdings Ltd | Transport | Construction | 7,700,000 | 4,500,000 | 3,866,000 | 6,174,000 | - | 16.78 | 26.6% | Q2 CY2021 | Q1 CY2026 |
| Northland Total Active | 1 | | | 7,700,000 | 4,500,000 | 3,866,000 | 6,174,000 | - | 17 | 26.6% | | |
| Northland Completed Total | 30 | | | 180,711,299 | 99,004,903 | 95,942,000 | 159,109,000 | 0 | 841 | 81.5% | | |
| Northland Total | 31 | | | 188,411,299 | 103,504,903 | 99,808,000 | 165,283,000 | 0 | 858 | 78.3% | | |
| Auckland | | | | | | | | | | | | |
| Kāinga Ora Mangere Priority Wastewater Upgrades | Kainga Ora | Housing | Construction | 69,560,000 | 25,000,000 | 25,000,000 | 27,918,000 | 8.60 | 34.00 | 113.3% | Q3 CY2020 | Q4 CY2026 |
| Northwestern Busway | Waka Kotahi NZ Transport Agency | Transport | Construction | 142,337,992 | 104,000,695 | 62,257,000 | 90,594,000 | 32.36 | 101.06 | 50.5% | Q3 CY2021 | Q3 CY2026 |
| Te Whau Pathway | Auckland Council | Transport | Construction | 54,108,000 | 49,308,000 | 26,119,000 | 30,919,000 | 17.72 | 47.17 | 117.9% | Q4 CY2020 | Q4 CY2026 |
| Tamaki Makaurau Auckland Electric Ferries | Auckland Transport | Transport | Construction | 39,947,853 | 27,000,000 | 24,291,000 | 41,241,000 | 19.00 | 75.08 | 119.2% | Q3 CY2022 | Q1 CY2026 |
| Auckland Active Total | 4 | | | 305,953,845 | 205,308,695 | 137,667,000 | 190,672,000 | 78 | 257 | 77.3% | | |
| Auckland Completed Total | 14 | | | 954,812,166 | 576,387,403 | 575,540,000 | 921,602,000 | 53 | 1,837 | 99.3% | | |
| Auckland Total | 18 | | | 1,260,766,011 | 781,696,098 | 713,207,000 | 1,112,274,000 | 130 | 2,095 | 95.9% | | |
| Waikato | | | | | | | | | | | | |
| Minimum Viable Hydrogen Refuelling Network | Hiringa/TR Group | Environment | Construction | 41,760,000 | 22,000,000 | 23,576,000 | 38,158,000 | - | 36.81 | 92.0% | Q2 CY2022 | Q1 CY2026 |
| Waikato Total Active | 1 | | | 41,760,000 | 22,000,000 | 23,576,000 | 38,158,000 | - | 37 | 92.0% | | |
| Waikato Completed Total | 24 | | | 445,321,632 | 128,528,573 | 122,794,000 | 423,186,000 | 246 | 1,170 | 106.5% | | |
| Waikato Total | 25 | | | 487,081,632 | 150,528,573 | 146,370,000 | 461,344,000 | 246 | 1,207 | 106.0% | | |
| Bay of Plenty | | | | | | | | | | | | |
| Omokoroa Road Safety | Western Bay of Plenty District Council | Housing | Construction | 47,590,000 | 14,000,000 | 10,818,000 | 33,707,000 | - | 30.00 | 60.0% | Q4 CY2020 | Q2 CY2026 |
| Bay of Plenty Active Total | 1 | | | 47,590,000 | 14,000,000 | 10,818,000 | 33,707,000 | - | 30 | 60.0% | | |
| Bay of Plenty Completed Total | 12 | | | 317,333,116 | 211,555,735 | 209,295,000 | 326,963,000 | - | 714 | 55.4% | | |
| Bay of Plenty Total | 13 | | | 364,923,116 | 225,555,735 | 220,113,000 | 360,670,000 | - | 744 | 55.6% | | |
| Gisborne | | | | | | | | | | | | |
| Rugby Park grandstand rebuild | Poverty Bay Rugby Football Union | Community | Construction | 11,767,401 | 11,300,000 | 10,700,000 | 10,710,000 | 8.41 | 12.19 | 40.6% | Q4 CY2021 | Q2 CY2026 |
| Gisborne Total Active | 1 | | | 11,767,401 | 11,300,000 | 10,700,000 | 10,710,000 | 8 | 12 | 40.6% | | |
| Gisborne Completed Total | 3 | | | 72,017,054 | 57,956,538 | 57,947,000 | 71,647,000 | - | 150 | 59.7% | | |
| Gisborne Total | 4 | | | 83,784,455 | 69,256,538 | 686,470,000 | 82,357,000 | 8 | 162 | 57.7% | | |

= Construction commenced dates shaded green.

continued on next page


GOVERNMENT FUNDING CONTRACTED: ACTIVE - DECEMBER 2025

| PROJECT METRICS | | | | | | PROJECT TO DATE | | | | | | |
|-----------------------------------------------|----------------------------------|-----------|--------------|--------------------|--------------------|--------------------|--------------------|-----------------------------|------------------|--------------------|---------------------------|--------------------|
| PROJECT NAME | PROJECT OWNER | SECTOR | STATUS | PROJECT VALUE (\$) | GOVT FUNDING (\$) | GOVT SPEND (\$)* | TOTAL SPEND (\$) | FTE ON-SITE TO END DEC 2025 | FTE TO PROJECTED | FTE % OF PROJECTED | CONSTRUCTION COMMENCEMENT | PROJECT COMPLETION |
| Manawatu-Whanganui | | | | | | | | | | | | |
| New Whanganui Hub (NZ Police) | New Zealand Police | Community | Construction | 25,000,000 | 25,000,000 | 1,623,000 | 1,623,000 | 3.57 | 10.71 | 10.7% | Q4 CY2022 | Q2 CY2027 |
| Tara-Ika Growth Area | Horowhenua District Council | Housing | Construction | 38,100,000 | 25,100,000 | 13,971,000 | 25,248,000 | 11.90 | 33.88 | 45.2% | Q1 CY2021 | Q2 CY2026 |
| Manawatu-Whanganui Total Active | 2 | | | 63,100,000 | 50,100,000 | 15,594,000 | 26,871,000 | 15 | 45 | 25.5% | | |
| Manawatu-Whanganui Completed Total | 9 | | | 191,200,478 | 67,434,829 | 66,134,000 | 155,094,000 | - | 350 | 55.6% | | |
| Manawatu-Whanganui Total | 11 | | | 254,300,478 | 117,534,829 | 81,728,000 | 181,965,000 | 15 | 395 | 49.1% | | |
| Hawke's Bay | | | | | | | | | | | | |
| Hawke's Bay Completed Total | 9 | | | 133,411,411 | 74,923,709 | 74,402,000 | 117,516,000 | - | 382 | 62.6% | | |
| Hawke's Bay Total | 9 | | | 133,411,411 | 74,923,709 | 74,402,000 | 117,515,000 | - | 382 | 62.6% | | |
| Taranaki | | | | | | | | | | | | |
| Dawson Falls Lodge Development | Te Rere o Kapuni Limited | Services | Construction | 7,192,638 | 3,000,000 | 3,000,000 | 9,750,000 | - | 25.31 | 79.1% | Q3 CY2021 | Q2 CY2026 |
| Taranaki Total Active | 1 | | | 7,192,638 | 3,000,000 | 3,000,000 | 9,750,000 | - | 25 | 79.1% | | |
| Taranaki Completed Total | 9 | | | 216,567,056 | 111,601,008 | 107,851,000 | 212,207,000 | 32 | 385 | 84.9% | | |
| Taranaki Total | 10 | | | 223,759,694 | 114,601,008 | 110,851,000 | 221,957,000 | 32 | 410 | 84.5% | | |
| Wellington | | | | | | | | | | | | |
| Eastern Bays Shared Path | Hutt City Council | Transport | Construction | 79,950,000 | 30,000,000 | 29,447,000 | 79,026,000 | 68.21 | 114.22 | 243.0% | Q2 CY2021 | Q2 CY2026 |
| Wellington District Court Refurbishment (MOJ) | Ministry of Justice | Community | Construction | 46,805,000 | 14,100,000 | 14,100,000 | 19,597,000 | 10.65 | 30.23 | 10.1% | Q4 CY2020 | Q3 CY2027 |
| Wellington Active Total | 2 | | | 126,755,000 | 44,100,000 | 43,547,000 | 98,623,000 | 79 | 144 | 41.6% | | |
| Wellington Completed Total | 11 | | | 313,408,720 | 138,139,000 | 134,244,000 | 303,830,000 | 18 | 516 | 80.8% | | |
| Wellington Total | 13 | | | 440,163,720 | 182,239,000 | 177,791,000 | 402,453,000 | 96 | 660 | 67.0% | | |
| Top of the South | | | | | | | | | | | | |
| The Whale Trail | Marlborough Kaikōura Trail Trust | Transport | Construction | 28,149,694 | 26,000,000 | 22,049,000 | 23,462,000 | 20.05 | 30.09 | 94.0% | Q4 CY2020 | Q3 CY2026 |
| AIMEX: Nelson Port Slipway | Port Nelson Ltd | Services | Construction | 22,000,000 | 9,800,000 | 9,725,000 | 31,991,000 | 18.90 | 31.60 | 57.4% | Q2 CY2023 | Q1 CY2026 |
| Top of the South Total Active | 2 | | | 50,149,694 | 35,800,000 | 31,774,000 | 55,453,000 | 39 | 62 | 70.9% | | |
| Top of the Completed South Total | 7 | | | 76,331,110 | 36,600,000 | 36,337,000 | 74,642,000 | - | 245 | 157.4% | | |
| Top of the South Total | 9 | | | 126,480,804 | 72,400,000 | 68,111,000 | 130,095,000 | 39 | 307 | 126.4% | | |
| West Coast | | | | | | | | | | | | |
| Hokitika Government Building | Heritage NZ | Services | Construction | 10,050,000 | 10,050,000 | 9,007,000 | 9,007,000 | 4.11 | 16.67 | 66.7% | Q2 CY2022 | Q2 CY2026 |
| West Coast Total Active | 1 | | | 10,050,000 | 10,050,000 | 9,007,000 | 9,007,000 | 4 | 17 | 66.7% | | |
| West Coast Completed Total | 14 | | | 75,253,630 | 64,489,602 | 57,962,000 | 65,048,000 | - | 325 | 97.5% | | |
| West Coast Total | 15 | | | 85,303,630 | 74,539,602 | 66,969,000 | 74,055,000 | 4 | 341 | 95.4% | | |

 = Construction commenced dates shaded green.

GOVERNMENT FUNDING CONTRACTED: ACTIVE - DECEMBER 2025

| PROJECT METRICS | | | | | | PROJECT TO DATE | | | | | | |
|----------------------------------------|---------------------------------|-----------|--------------|----------------------|----------------------|----------------------|----------------------|-----------------------------|------------------|--------------------|---------------------------|--------------------|
| PROJECT NAME | PROJECT OWNER | SECTOR | STATUS | PROJECT VALUE (\$) | GOVT FUNDING (\$) | GOVT SPEND (\$)* | TOTAL SPEND (\$) | FTE ON-SITE TO END DEC 2025 | FTE TO PROJECTED | FTE % OF PROJECTED | CONSTRUCTION COMMENCEMENT | PROJECT COMPLETION |
| Canterbury | | | | | | | | | | | | |
| Conical Hill flyline at Hanmer Springs | Hurunui District Council | Community | Construction | 2,850,000 | 2,150,000 | 550,000 | 1,509,000 | 0.15 | 24.51 | 106.6% | Q3 CY2021 | Q1 CY2026 |
| Major Cycleway Routes | Christchurch City Council | Transport | Construction | 123,600,000 | 71,500,000 | 67,988,000 | 126,748,000 | 23.58 | 162.35 | 39.6% | Q3 CY2020 | Q1 CY2028 |
| The Theatre Royal | Timaru District Council | Community | Construction | 57,100,000 | 11,600,000 | 8,370,000 | 16,573,000 | 19.00 | 23.44 | 31.3% | Q3 CY2021 | Q4 CY2026 |
| Chatham Islands Airport | Chatham Islands Airport Limited | Transport | Construction | 50,140,000 | 43,890,000 | 43,690,000 | 49,440,000 | 8.93 | 84.50 | 301.8% | Q3 CY2021 | Q1 CY2026 |
| Canterbury Total Active | 4 | | | 233,690,000 | 129,140,000 | 120,598,000 | 194,270,000 | 52 | 295 | 55.0% | | |
| Canterbury Completed Total | 24 | | | 376,674,087 | 196,940,901 | 196,630,000 | 376,802,000 | 1 | 1,212 | 125.2% | | |
| Canterbury Total | 28 | | | 610,364,087 | 326,080,901 | 317,228,000 | 571,072,000 | 53 | 1,507 | 100.2% | | |
| Otago | | | | | | | | | | | | |
| Otago Completed Total | 14 | | | 351,953,939 | 197,637,598 | 196,811,000 | 374,276,000 | 5 | 577 | 66.1% | | |
| Otago Total | 14 | | | 351,953,939 | 197,637,598 | 196,811,000 | 374,276,000 | 5 | 577 | 66.1% | | |
| Southland | | | | | | | | | | | | |
| Southland Completed Total | 15 | | | 293,598,783 | 84,711,215 | 82,589,000 | 279,473,000 | - | 529 | 50.5% | | |
| Southland Total | 15 | | | 293,598,783 | 84,711,215 | 82,589,000 | 279,473,000 | - | 529 | 50.5% | | |
| Grand Total Active/Completed | 219 | | | 5,053,779,587 | 2,680,775,709 | 2,528,615,000 | 4,685,566,000 | 646 | 10,407 | 79% | | |

 = Construction commenced dates shaded green.

GOVERNMENT FUNDING CONTRACTED: COMPLETED - DECEMBER 2025

| PROJECT METRICS | | | | | | PROJECT TO DATE | | | | | | |
|----------------------------------------------------|----------------------------------------------|-------------|----------|--------------------|--------------------|--------------------|--------------------|------------|------------------|--------------------|---------------------------|--------------------|
| PROJECT NAME | PROJECT OWNER | SECTOR | STATUS | PROJECT VALUE (\$) | GOVT FUNDING (\$) | GOVT SPEND (\$)* | TOTAL SPEND (\$)** | FTE TARGET | FTE TO PROJECTED | FTE % OF PROJECTED | CONSTRUCTION COMMENCEMENT | PROJECT COMPLETION |
| NATIONWIDE | | | | | | | | | | | | |
| Digital package - Marae Connectivity | Crown Infrastructure Partners | Services | Complete | 7,000,000 | 7,000,000 | 7,000,000 | 7,000,000 | 2 | 2 | 85.7% | Q4 CY2020 | Q4 CY2022 |
| Fire Stations (FENZ) | Fire and Emergency New Zealand | Services | Complete | 56,719,000 | 51,300,000 | 51,300,000 | 56,719,000 | 73 | 70 | 95.5% | Q3 CY2020 | Q1 CY2023 |
| Digital package | Crown Infrastructure Partners | Services | Complete | 52,781,311 | 46,266,000 | 46,266,000 | 51,335,000 | 100 | 139 | 139.5% | Q4 CY2021 | Q2 CY2024 |
| Apollo Aviation | Merlin Lab NZ Ltd | Services | Complete | 32,976,217 | 1,000,000 | 1,000,000 | 35,722,000 | 25 | 21 | 83.5% | Q4 CY2021 | Q3 CY2025 |
| Nationwide Total | 4 | | | 149,476,528 | 105,566,000 | 105,566,000 | 150,776,000 | 200 | 232 | 115.9% | | |
| NORTHLAND | | | | | | | | | | | | |
| Animal Shelters | Far North District Council | Community | Complete | 4,236,521 | 1,000,000 | 900,000 | 3,569,000 | 55 | 43 | 78.2% | Q1 CY2021 | Q2 CY2023 |
| Mangonui Waterfront Facilities | Far North District Council | Environment | Complete | 3,391,603 | 1,750,000 | 1,750,000 | 3,392,000 | 25 | 22 | 86.1% | Q3 CY2021 | Q2 CY2022 |
| Mid-North Sports Package: Kerikeri | Far North District Council | Community | Complete | 3,000,000 | 3,000,000 | 2,960,000 | 2,960,000 | 15 | 11 | 75.6% | Q1 CY2021 | Q3 CY2022 |
| Mid-North Sports Package: Te Haa | Our Kerikeri Community Charitable Trust | Community | Complete | 565,000 | 550,000 | 550,000 | 550,000 | 7 | 5 | 64.3% | Q3 CY2021 | Q3 CY2022 |
| Northland Rugby | Northland Rugby Union | Community | Complete | 7,100,000 | 1,500,000 | 1,500,000 | 7,100,000 | 107 | 58 | 54.2% | Q4 CY2020 | Q3 CY2021 |
| Panguru Flood Mitigation | Northland Regional Council | Environment | Complete | 2,150,000 | 361,683 | 362,000 | 696,000 | 11 | 15 | 136.5% | Q1 CY2020 | Q1 CY2022 |
| Ancient Kauri Trail - Kaihu Valley | Kaipara District Council | Community | Complete | 4,228,560 | 4,000,000 | 3,600,000 | 4,200,000 | 22 | 23 | 102.9% | Q4 CY2021 | Q2 CY2023 |
| Baylys Beach - Lifesaving Facility | Baylys Beach Community Trust | Community | Complete | 1,743,500 | 100,000 | 99,000 | 1,743,000 | 9 | 11 | 129.4% | Q4 CY2020 | Q4 CY2020 |
| Dargaville Racecourse | Dargaville Racing Club Incorporated | Community | Complete | 900,000 | 900,000 | 846,000 | 846,000 | 12 | 8 | 66.7% | Q4 CY2020 | Q3 CY2022 |
| Kaiwaka footbridges | Kaipara District Council | Transport | Complete | 750,000 | 750,000 | 750,000 | 750,000 | 15 | 11 | 73.7% | Q4 CY2021 | Q1 CY2022 |
| Kauri Museum | Otamatea Kauri and Pioneer Museum Board | Community | Complete | 3,450,000 | 3,450,000 | 3,306,000 | 3,306,000 | 25 | 12 | 47.9% | Q1 CY2021 | Q1 CY2023 |
| Maungaturoto Dementia Care Facility | Maungaturoto Community Charitable Trust Inc | Community | Complete | 3,770,767 | 1,750,000 | 1,750,000 | 3,771,000 | 11 | 22 | 200.0% | Q4 CY2020 | Q2 CY2021 |
| Sealing Kaipara roads | Kaipara District Council | Transport | Complete | 8,060,000 | 4,910,000 | 4,910,000 | 8,060,000 | 57 | 56 | 99.0% | Q4 CY2020 | Q2 CY2022 |
| Digital package NPF Fibre | Northpower Fibre Limited | Services | Complete | 1,400,000 | 734,000 | 734,000 | 1,753,000 | 4 | 11 | 328.0% | Q2 CY2021 | Q1 CY2022 |
| Papakawau Estuary Resilience/Kerikeri Gateway SH10 | Waka Kotahi NZ Transport Agency | Environment | Complete | 5,500,000 | 5,000,000 | 5,000,000 | 5,402,000 | 25 | 25 | 100.0% | Q3 CY2021 | Q2 CY2022 |
| Pohe Island Bike Park | Whangarei District Council | Community | Complete | 7,020,000 | 2,000,000 | 1,800,000 | 5,045,000 | 30 | 20 | 66.7% | Q4 CY2020 | Q3 CY2022 |
| He Korowai Trust housing infrastructure | He Korowai Trust | Housing | Complete | 1,829,000 | 1,829,000 | 1,799,000 | 1,799,000 | 24 | 10 | 41.7% | Q1 CY2022 | Q1 CY2023 |
| Whangarei Boys High School | Whangarei Boys High School | Community | Complete | 1,000,000 | 1,000,000 | 1,000,000 | 1,000,000 | 51 | 18 | 35.4% | Q3 CY2021 | Q1 CY2022 |
| Mangawhai Package - Shared Pathway | Kaipara District Council | Community | Complete | 12,666,412 | 2,400,000 | 1,680,000 | 11,976,000 | 30 | 67 | 224.3% | Q2 CY2021 | Q3 CY2023 |
| Active Modes Urban Shared Paths Programme | Whangarei District Council | Transport | Complete | 15,832,033 | 15,500,000 | 15,356,000 | 15,688,000 | 87 | 53 | 60.8% | Q4 CY2020 | Q3 CY2023 |
| Northland Inc - Economic Recovery and Action Plan | Northland Inc | Community | Complete | 750,000 | 750,000 | 700,000 | 700,000 | 4 | 33 | 814.0% | Q4 CY2020 | Q3 CY2023 |
| Mid-North Sports Package: Lindvart Park | Kaikohe & Districts Sportsville Incorporated | Community | Complete | 11,480,000 | 6,860,000 | 6,860,000 | 11,480,000 | 51 | 96 | 188.2% | Q2 CY2022 | Q1 CY2024 |

* Projects complete - financial claims to be received.

** Total spend figures to be updated on completion report.

GOVERNMENT FUNDING CONTRACTED: COMPLETED - DECEMBER 2025

| PROJECT METRICS | | | | | | PROJECT TO DATE | | | | | | |
|---------------------------------------------------|------------------------------------------|-------------|-----------|--------------------|--------------------|--------------------|--------------------|--------------|------------------|--------------------|---------------------------|--------------------|
| PROJECT NAME | PROJECT OWNER | SECTOR | STATUS | PROJECT VALUE (\$) | GOVT FUNDING (\$) | GOVT SPEND (\$)* | TOTAL SPEND (\$)** | FTE TARGET | FTE TO PROJECTED | FTE % OF PROJECTED | CONSTRUCTION COMMENCEMENT | PROJECT COMPLETION |
| Te Hiku o te Ika Revitalisation | Far North District Council | Community | Complete | 7,658,000 | 7,658,000 | 7,500,000 | 7,500,000 | 80 | 28 | 35.2% | Q4 CY2020 | Q1 CY2024 |
| Paparoa Housing | Paparoa Community Charitable Trust | Housing | Complete | 4,749,000 | 750,000 | 750,000 | 4,749,000 | 76 | 1 | 1.5% | Q4 CY2020 | Q1 CY2024 |
| Ruakaka Recreation Centre | Ruakaka Recreation Centre Incorporated | Community | Complete | 5,270,000 | 2,500,000 | 2,250,000 | 4,750,000 | 14 | 14 | 106.1% | Q4 CY2021 | Q1 CY2024 |
| Awanui River Flood Protection Scheme - Kaitiāia | Northland Regional Council | Environment | Complete | 20,300,000 | 12,988,317 | 12,988,000 | 16,540,000 | 30 | 60 | 200.4% | Q1 CY2020 | Q2 CY2024 |
| Mid-North Sports Package: Waipapa | Far North District Council | Community | Complete | 10,600,000 | 2,000,000 | 1,900,000 | 9,598,000 | 33 | 29 | 88.9% | Q3 CY2021 | Q2 CY2024 |
| Housing Energy Retrofit Pilot - Northland | Te Pai Roa Tika | Environment | Complete | 2,500,000 | 2,500,000 | 2,432,000 | 2,432,000 | 12 | 16 | 137.1% | Q2 CY2022 | Q2 CY2024 |
| Paihia Waterfront Development | Far North District Council | Community | Withdrawn | 6,097,000 | 800,000 | 800,000 | 6,097,000 | 4 | 4 | 100.0% | N/A | N/A |
| Oruku Landing Conference & Events Centre | Prosper Northland Trust | Community | Withdrawn | 713,903 | 713,903 | 714,000 | 714,000 | - | - | 0.0% | N/A | N/A |
| Kaipara Stopbank Enhancement | Kaipara District Council | Community | Complete | 6,000,000 | 6,000,000 | 5,996,000 | 5,996,000 | 39 | 45 | 116.3% | Q2 CY2023 | Q3 CY2025 |
| Hihiaua Cultural Centre | Hihiaua Cultural Centre | Community | Complete | 16,000,000 | 3,000,000 | 2,400,000 | 4,947,000 | 70 | 13 | 19.0% | Q4 CY2022 | Q4 CY2025 |
| Northland Total | 30 | | | 180,711,299 | 99,004,903 | 95,942,000 | 159,109,000 | 1,033 | 841 | 81.5% | | |
| AUCKLAND | | | | | | | | | | | | |
| Auckland City Mission HomeGround | Auckland City Mission | Community | Complete | 116,000,000 | 27,000,000 | 27,000,000 | 115,380,000 | 120 | 270 | 225.0% | Q1 CY2020 | Q4 CY2021 |
| Sound Stages Auckland Film Studios (ATEED) | Auckland Council | Services | Complete | 38,400,000 | 30,000,000 | 30,000,000 | 36,000,000 | 100 | 69 | 69.4% | Q4 CY2021 | Q4 CY2022 |
| Ferry Basin Redevelopment: Stage 1 | Auckland Transport | Transport | Complete | 116,460,000 | 42,000,000 | 42,000,000 | 116,460,000 | 200 | 240 | 120.0% | Q3 CY2019 | Q2 CY2021 |
| Northcote Development Stormwater Trunk Provision | Kainga Ora | Housing | Complete | 16,434,000 | 13,000,000 | 13,000,000 | 16,434,000 | 40 | 23 | 57.5% | Q1 CY2020 | Q1 CY2023 |
| Puhinui Interchange (Bus-Rail) | Auckland Transport | Transport | Complete | 70,167,000 | 22,104,403 | 22,104,000 | 70,167,000 | 200 | 152 | 75.9% | Q3 CY2019 | Q4 CY2021 |
| Te Mahurehure Expansion Projects | Te Mahurehure Cultural Marae Society Inc | Community | Complete | 20,280,874 | 6,000,000 | 5,860,000 | 13,587,000 | 63 | 40 | 63.6% | Q3 CY2020 | Q2 CY2023 |
| UoA - Faculty of Education and Social Work | University of Auckland | Community | Complete | 275,000,000 | 200,000,000 | 200,000,000 | 247,967,000 | 550 | 571 | 103.8% | Q4 CY2020 | Q4 CY2023 |
| Auckland Housing Programme: Roskill South | Kainga Ora | Housing | Complete | 14,000,000 | 10,000,000 | 10,000,000 | 13,827,000 | 26 | 52 | 198.1% | Q4 CY2020 | Q1 CY2024 |
| Auckland Housing Programme: Tamaki | Kainga Ora | Housing | Complete | 11,670,000 | 8,720,000 | 8,440,000 | 12,803,000 | 45 | 24 | 53.8% | Q1 CY2021 | Q1 CY2024 |
| Owairaka Development Stormwater Network Provision | Kainga Ora | Housing | Complete | 33,577,000 | 30,197,000 | 29,770,000 | 34,780,000 | 100 | 63 | 63.2% | Q1 CY2020 | Q1 CY2024 |
| Building Auckland's Resource Recovery | Auckland Council | Environment | Complete | 18,150,292 | 10,673,000 | 10,673,000 | 18,168,000 | 47 | 86 | 182.1% | Q1 CY2021 | Q2 CY2024 |
| Kāinga Ora Tamaki Priority Wastewater Upgrades | Kainga Ora | Environment | Complete | 40,580,000 | 25,000,000 | 25,000,000 | 45,803,000 | 35 | 52 | 149.3% | Q3 CY2020 | Q4 CY2024 |
| Unitec Housing Development | MHUD | Environment | Complete | 75,000,000 | 75,000,000 | 75,000,000 | 75,000,000 | 250 | 101 | 40.3% | Q2 CY2021 | Q2 CY2025 |
| Kāinga Ora Mt Roskill Water and Wastewater | Kainga Ora | Environment | Complete | 109,093,000 | 76,693,000 | 76,693,000 | 105,226,000 | 75 | 95 | 126.4% | Q1 CY2021 | Q4 CY2025 |
| Auckland Total | 14 | | | 954,812,166 | 576,387,403 | 575,540,000 | 921,602,000 | 1,851 | 1,837 | 99.3% | | |

* Projects complete - financial claims to be received.

** Total spend figures to be updated on completion report.

GOVERNMENT FUNDING CONTRACTED: COMPLETED - DECEMBER 2025

| PROJECT METRICS | | | | | | PROJECT TO DATE | | | | | | |
|---------------------------------------------------|---------------------------------------------|-------------|----------|--------------------|--------------------|--------------------|--------------------|--------------|------------------|--------------------|---------------------------|--------------------|
| PROJECT NAME | PROJECT OWNER | SECTOR | STATUS | PROJECT VALUE (\$) | GOVT FUNDING (\$) | GOVT SPEND (\$)* | TOTAL SPEND (\$)** | FTE TARGET | FTE TO PROJECTED | FTE % OF PROJECTED | CONSTRUCTION COMMENCEMENT | PROJECT COMPLETION |
| WAIKATO | | | | | | | | | | | | |
| Hot Water Beach Surf Life Saving Club | Hot Water Beach Lifeguard Service Inc. | Community | Complete | 253,000 | 167,000 | 167,000 | 259,000 | 7 | 7 | 100.0% | Q3 CY2020 | Q1 CY2021 |
| Onemana Surf Life Saving Community | Onemana Surf Life Saving Club | Community | Complete | 819,400 | 317,000 | 317,000 | 819,000 | 55 | 36 | 65.5% | Q3 CY2020 | Q1 CY2021 |
| Paunui Surf Life Saving Community | Paunui Surf Life Saving Club | Community | Complete | 1,414,385 | 676,000 | 608,000 | 1,199,000 | 95 | 17 | 17.4% | Q4 CY2021 | Q3 CY2022 |
| Tairua Surf Life Saving Community | Tairua Surf Life Saving Club | Community | Complete | 920,552 | 699,000 | 699,000 | 699,000 | 15 | 5 | 34.8% | Q1 CY2022 | Q4 CY2022 |
| Mill Road Pump Station | Waikato Regional Council | Environment | Complete | 2,036,000 | 1,303,040 | 1,303,000 | 2,049,000 | 9 | 13 | 143.1% | Q4 CY2020 | Q2 CY2022 |
| Roger Harris Pump-station Upgrade | Waikato Regional Council | Environment | Complete | 2,063,023 | 1,204,445 | 1,204,000 | 2,040,000 | 7 | 13 | 183.4% | Q3 CY2021 | Q1 CY2023 |
| Sunset Beach Community Hub and Lifeguard Facility | Sunset Beach Lifeguard Charitable Trust | Community | Complete | 2,383,415 | 454,000 | 454,000 | 2,412,000 | 30 | 8 | 26.7% | Q3 CY2019 | Q2 CY2021 |
| Ngatea Left Bank Stopbank and Ngatea to Pipiroa | Waikato Regional Council | Environment | Complete | 1,250,387 | 768,000 | 768,000 | 1,250,000 | 22 | 27 | 123.8% | Q1 CY2021 | Q4 CY2022 |
| Dementia (Eden Care) Unit | Beattie Community Trust Inc. | Community | Complete | 8,700,000 | 3,000,000 | 3,000,000 | 8,700,000 | 52 | 38 | 73.1% | Q3 CY2020 | Q2 CY2021 |
| Te Kuiti Sports Stadium | Game on Charitable Trust | Community | Complete | 9,063,014 | 775,431 | 775,000 | 8,581,000 | 30 | 25 | 82.6% | Q1 CY2022 | Q4 CY2022 |
| Taupo Town Centre Transformation | Taupo District Council | Community | Complete | 25,000,000 | 20,600,000 | 20,600,000 | 25,000,000 | 92 | 60 | 64.9% | Q3 CY2020 | Q1 CY2023 |
| Lake Waikare plantings & river works | Waikato Regional Council | Environment | Complete | 6,766,738 | 3,362,770 | 3,363,000 | 6,779,000 | 13 | 78 | 622.3% | Q4 CY2020 | Q3 CY2023 |
| Te Awa Cycleway Hamilton to Cambridge section | Hamilton City Council | Transport | Complete | 16,670,000 | 8,330,000 | 6,560,000 | 14,891,000 | 53 | 49 | 93.2% | Q1 CY2021 | Q3 CY2023 |
| Southern Waikato Integrated Training Centre | South Waikato Investment Fund Trust (SWIFT) | Community | Complete | 14,000,000 | 10,840,000 | 9,520,000 | 13,551,000 | 60 | 38 | 63.4% | Q3 CY2021 | Q3 CY2023 |
| Ruakura Inland Port West | Tainui Group Holdings Limited | Services | Complete | 106,000,000 | 40,000,000 | 39,640,000 | 112,229,000 | 250 | 303 | 121.2% | Q1 CY2021 | Q4 CY2023 |
| Lake Kimihia | Waikato Regional Council | Environment | Complete | 703,925 | 451,330 | 451,000 | 651,000 | 8 | 3 | 42.8% | Q1 CY2022 | Q4 CY2023 |
| Kōpū Marine Precinct | Thames Coromandel District Council | Transport | Complete | 15,310,000 | 8,200,000 | 8,000,000 | 15,110,000 | 32 | 43 | 134.4% | Q4 CY2022 | Q2 CY2024 |
| Fish passage pumps critical flood protection | Waikato Regional Council | Environment | Complete | 7,000,000 | 4,480,000 | 3,465,000 | 5,934,000 | 26 | 24 | 93.6% | Q4 CY2020 | Q2 CY2024 |
| Taupo EUL Block | Tauhara Management Limited | Housing | Complete | 180,000,000 | 2,647,141 | 2,647,000 | 164,253,000 | 100 | 254 | 254.2% | Q1 CY2021 | Q2 CY2024 |
| Replacement Barge Construction Project | Waikato Regional Council | Environment | Complete | 6,650,000 | 1,920,000 | 1,920,000 | 4,719,000 | 29 | 20 | 71.4% | Q2 CY2023 | Q3 CY2024 |
| Foreshore East & West Stopbank | Waikato Regional Council | Environment | Complete | 2,974,793 | 1,920,000 | 1,920,000 | 2,975,000 | 18 | 12 | 69.1% | Q3 CY2021 | Q3 CY2024 |
| Piako Scheme Right Stopbanks | Waikato Regional Council | Environment | Complete | 8,868,000 | 2,638,416 | 2,638,000 | 7,924,000 | 35 | 22 | 62.9% | Q1 CY2021 | Q3 CY2024 |
| Shared Paths | Taupo District Council | Transport | Complete | 16,175,000 | 11,775,000 | 10,775,000 | 16,577,000 | 42 | 52 | 123.9% | Q4 CY2020 | Q3 CY2024 |
| Otorohanga Kiwi house | Otorohanga Kiwi House Charitable Trust | Transport | Complete | 10,300,000 | 2,000,000 | 2,000,000 | 4,585,000 | 20 | 22 | 111.1% | Q3 CY2020 | Q4 CY2025 |
| Waikato Total | 24 | | | 445,321,632 | 128,528,573 | 122,794,000 | 423,186,000 | 1,099 | 1,170 | 106.5% | | |

* Projects complete - financial claims to be received.

** Total spend figures to be updated on completion report.

GOVERNMENT FUNDING CONTRACTED: COMPLETED - DECEMBER 2025

| PROJECT METRICS | | | | | | PROJECT TO DATE | | | | | | |
|------------------------------------------------------|------------------------------------------|-------------|-----------|--------------------|--------------------|--------------------|--------------------|--------------|------------------|--------------------|---------------------------|--------------------|
| PROJECT NAME | PROJECT OWNER | SECTOR | STATUS | PROJECT VALUE (\$) | GOVT FUNDING (\$) | GOVT SPEND (\$)* | TOTAL SPEND (\$)** | FTE TARGET | FTE TO PROJECTED | FTE % OF PROJECTED | CONSTRUCTION COMMENCEMENT | PROJECT COMPLETION |
| BAY OF PLENTY | | | | | | | | | | | | |
| Taheke Geothermal Power Station Enabling Works | Eastland Generation Limited | Environment | Complete | 11,900,000 | 11,900,000 | 11,900,000 | 11,900,000 | 18 | 21 | 119.0% | Q3 CY2021 | Q1 CY2022 |
| Eastern Region - Surf Lifesaving Rescue Base | Omanu Beach Charitable Trust | Community | Complete | 3,822,587 | 2,890,000 | 2,890,000 | 3,823,000 | 21 | 18 | 87.5% | Q2 CY2021 | Q3 CY2022 |
| Papamoa Surf Rescue Base | Papamoa Community Surf Rescue Base Trust | Community | Complete | 5,400,000 | 800,000 | 800,000 | 5,400,000 | 27 | 28 | 104.8% | Q4 CY2020 | Q1 CY2021 |
| St John Rotorua | St Johns - Rotorua | Community | Complete | 8,690,735 | 8,690,735 | 8,691,000 | 8,691,000 | 131 | 57 | 43.5% | Q4 CY2020 | Q2 CY2021 |
| Wai Ariki Hot Springs and Spa - Rotorua | Pukeroa Lakefront Holdings Limited | Services | Complete | 70,583,071 | 45,000,000 | 45,000,000 | 63,147,000 | 255 | 94 | 37.0% | Q1 CY2021 | Q2 CY2023 |
| Opotiki CBD improvement | Opotiki District Council | Community | Complete | 16,200,777 | 11,900,000 | 11,900,000 | 14,204,000 | 133 | 74 | 55.5% | Q4 CY2020 | Q3 CY2023 |
| Kaingaroa Community Development Project | Rotorua Lakes Council & Te Puni Kokiri | Community | Complete | 16,100,000 | 7,200,000 | 7,100,000 | 11,000,000 | 120 | 42 | 35.0% | Q4 CY2020 | Q4 CY2023 |
| Te Papa Spatial Plan (Cameron Road) | Tauranga City Council | Transport | Complete | 84,782,300 | 45,000,000 | 45,000,000 | 109,700,000 | 200 | 206 | 103.2% | Q3 CY2021 | Q3 CY2024 |
| Rotorua: Wheranui Road Unlocking urban land | Rotorua District Council | Housing | Complete | 26,141,802 | 20,000,000 | 20,000,000 | 26,142,000 | 40 | 45 | 111.4% | Q1 CY2021 | Q3 CY2024 |
| Rangitaiki River Resilience and Flood Protection | Bay of Plenty Regional Council | Housing | Complete | 19,400,000 | 10,275,000 | 10,275,000 | 21,751,000 | 54 | 58 | 108.0% | Q4 CY2020 | Q4 CY2024 |
| Bay of Plenty River Schemes Flood Resilience Project | Bay of Plenty Regional Council | Housing | Complete | 18,131,844 | 12,900,000 | 10,975,000 | 15,766,000 | 80 | 34 | 42.9% | Q4 CY2020 | Q2 CY2025 |
| SH30 Rotorua | Waka Kotahi NZ Transport Agency | Housing | Complete | 36,180,000 | 35,000,000 | 34,764,000 | 35,439,000 | 210 | 35 | 16.9% | Q3 CY2021 | Q4 CY2025 |
| Bay of Plenty Total | 12 | | | 317,333,116 | 211,555,735 | 209,295,000 | 326,963,000 | 1,289 | 714 | 55.4% | | |
| GISBORNE | | | | | | | | | | | | |
| Eastcape Marine Infrastructure | Te Rimu Trust | Transport | Withdrawn | 2,236,538 | 2,236,538 | 2,237,000 | 2,237,000 | 5 | 18 | - | Q2 CY2022 | N/A |
| Midway SLSC Surf Rescue Community Hub | Midway Surf Life Saving Club | Community | Complete | 8,134,000 | 7,870,000 | 7,860,000 | 8,060,000 | 185 | 48 | 25.7% | Q3 CY2021 | Q4 CY2023 |
| Gisborne Olympic Pool | Gisborne District Council | Community | Complete | 47,015,000 | 40,350,000 | 40,350,000 | 48,967,000 | 50 | 61 | 121.0% | Q3 CY2021 | Q4 CY2023 |
| Waipaoa River Flood Control Scheme | Gisborne District Council | Environment | Complete | 14,631,516 | 7,500,000 | 7,500,000 | 12,383,000 | 12 | 25 | 204.5% | Q4 CY2020 | Q1 CY2024 |
| Gisborne Total | 3 | | | 72,017,054 | 57,956,538 | 57,947,000 | 71,647,000 | 252 | 150 | 59.7% | | |
| MANAWATU-WHANGANUI | | | | | | | | | | | | |
| Social and affordable housing for Ruapehu District | Ruapehu District Council | Housing | Complete | 2,405,000 | 2,405,000 | 2,404,000 | 2,404,000 | 15 | 7 | 45.5% | Q4 CY2021 | Q3 CY2022 |
| Papaioea Place Community | Palmerston North City Council | Housing | Complete | 5,205,680 | 4,623,224 | 4,623,000 | 5,205,000 | 135 | 27 | 20.0% | Q2 CY2020 | Q4 CY2021 |
| Horowhenua Business Park Infrastructure | The Horowhenua Company Limited | Community | Complete | 53,850,000 | 2,900,000 | 2,900,000 | 6,636,000 | 38 | 19 | 50.0% | Q3 CY2020 | Q1 CY2022 |
| Ohakune Social Housing | Kainga Ora | Kainga Ora | Withdrawn | 494,988 | 494,988 | 495,000 | 495,000 | 50 | 5 | 10.0% | N/A | N/A |
| Sarjeant Gallery | Whanganui District Council | Kainga Ora | Complete | 73,000,000 | 11,600,000 | 11,000,000 | 70,243,000 | 260 | 120 | 46.3% | Q2 CY2020 | Q4 CY2024 |
| Route 52 Improvements (Central Hawkes Bay to Weber) | Tararua District Council | Kainga Ora | Complete | 16,600,000 | 16,600,000 | 15,900,000 | 32,500,000 | 45 | 45 | 100.0% | Q1 CY2021 | Q4 CY2024 |
| Marton Rail Hub | Rangitikei District Council | Kainga Ora | Withdrawn | 3,466,860 | 1,887,000 | 1,887,000 | 2,215,000 | 44 | 26 | 59.1% | N/A | N/A |

* Projects complete - financial claims to be received.

** Total spend figures to be updated on completion report.

GOVERNMENT FUNDING CONTRACTED: COMPLETED - DECEMBER 2025

| PROJECT METRICS | | | | | | PROJECT TO DATE | | | | | | |
|--------------------------------------------------------------|-------------------------------------------------------------|-------------|-----------|--------------------|--------------------|--------------------|--------------------|------------|------------------|--------------------|---------------------------|--------------------|
| PROJECT NAME | PROJECT OWNER | SECTOR | STATUS | PROJECT VALUE (\$) | GOVT FUNDING (\$) | GOVT SPEND (\$)* | TOTAL SPEND (\$)** | FTE TARGET | FTE TO PROJECTED | FTE % OF PROJECTED | CONSTRUCTION COMMENCEMENT | PROJECT COMPLETION |
| Rangitikei River Enhancement | Horizons Regional Council | Environment | Complete | 6,044,999 | 4,399,999 | 4,400,000 | 5,878,000 | 6 | 15 | 252.6% | Q4 CY2020 | Q2 CY2025 |
| Palmerston North Flood Protection | Horizons Regional Council | Environment | Complete | 8,758,557 | 6,587,569 | 6,588,000 | 9,218,000 | 10 | 29 | 294.5% | Q4 CY2020 | Q2 CY2025 |
| Foxton Flood Mitigation | Horizons Regional Council | Environment | Complete | 5,675,583 | 4,256,592 | 4,257,000 | 5,410,000 | 6 | 14 | 229.8% | Q3 CY2021 | Q3 CY2025 |
| Lower Manawatu Flood Protection Resilience | Horizons Regional Council | Environment | Complete | 15,698,811 | 11,680,457 | 11,680,000 | 14,890,000 | 20 | 42 | 212.2% | Q3 CY2021 | Q3 CY2025 |
| Manawatu-Whanganui Total | 9 | | | 191,200,478 | 67,434,829 | 66,134,000 | 155,094,000 | 629 | 350 | 55.6% | | |
| HAWKE'S BAY | | | | | | | | | | | | |
| Wairoa River Flood Protection Scheme | Hawkes Bay Regional Council | Environment | Complete | 1,150,000 | 640,000 | 640,000 | 1,148,000 | 16 | 6 | 40.4% | Q4 CY2020 | Q3 CY2022 |
| Flaxmere Housing: Tarbet Street | Hastings District Council | Housing | Complete | 1,847,607 | 1,847,607 | 1,848,000 | 1,848,000 | 28 | 27 | 96.4% | Q3 CY2020 | Q1 CY2021 |
| Flaxmere Housing: Waingakau | Te Taiwhenua O Heretaunga (TToH) | Housing | Complete | 3,414,340 | 2,500,000 | 2,450,000 | 3,364,000 | 27 | 44 | 161.4% | Q4 CY2020 | Q1 CY2022 |
| Hawke's Bay Regional Aquatic Centre | Hawke's Bay Community Fitness Centre Trust | Community | Complete | 32,300,000 | 32,000,000 | 32,000,000 | 32,300,000 | 130 | 88 | 67.5% | Q4 CY2020 | Q3 CY2022 |
| Upper Tukituki Flood control Scheme - SH50 Bridge | Hawkes Bay Regional Council | Environment | Complete | 1,222,689 | 640,000 | 640,000 | 1,000,000 | 16 | 9 | 56.3% | Q4 CY2020 | Q3 CY2021 |
| Ellison St / Chambers connectivity | Napier City Council | Transport | Complete | 2,893,122 | 2,747,000 | 2,700,000 | 2,821,000 | 6 | 19 | 312.5% | Q4 CY2021 | Q2 CY2023 |
| Pettigrew Green Arena expansion | Regional Indoor Sports and Events Centre Trust | Community | Complete | 19,678,446 | 6,700,000 | 6,700,000 | 19,678,000 | 100 | 35 | 35.5% | Q2 CY2021 | Q3 CY2022 |
| Flaxmere and Iona Urban Developments | Hastings District Council | Housing | Complete | 31,409,000 | 11,500,000 | 11,500,000 | 19,434,000 | 180 | 45 | 25.2% | Q1 CY2021 | Q2 CY2024 |
| Te Mata Mushrooms | Te Mata Mushrooms Holdings Limited | Services | Withdrawn | 19,496,207 | 3,549,102 | 3,549,000 | 18,993,000 | 93 | 93 | 100.0% | N/A | N/A |
| Heretaunga Plains Flood Control Protection | Hawkes Bay Regional Council | Services | Complete | 20,000,000 | 12,800,000 | 12,375,000 | 16,930,000 | 15 | 16 | 108.5% | Q4 CY2021 | Q2 CY2025 |
| Hawke's Bay Total | 9 | | | 133,411,411 | 74,923,709 | 74,402,000 | 117,516,000 | 611 | 382 | 62.6% | | |
| TARANAKI | | | | | | | | | | | | |
| Cycling Education Park and Half Basketball Court | Stratford District Council | Community | Complete | 1,870,000 | 1,870,000 | 1,846,000 | 1,846,000 | 16 | 16 | 100.0% | Q4 CY2020 | Q1 CY2022 |
| Replacement Indoor Aquatic Facility | Stratford District Council | Community | Complete | 21,500,000 | 8,000,000 | 6,600,000 | 20,502,000 | 40 | 42 | 105.3% | Q1 CY2021 | Q4 CY2022 |
| Mawhitiwhiti Kanihi Pa Build Project | Te Kupenga O Kanihi Charitable Trust | Community | Complete | 5,500,000 | 5,500,000 | 5,500,000 | 5,500,000 | 69 | 26 | 37.7% | Q4 CY2020 | Q3 CY2023 |
| Nukumar Station Road construction | South Taranaki District Council | Transport | Complete | 12,022,748 | 7,000,000 | 7,000,000 | 12,023,000 | 45 | 22 | 48.9% | Q3 CY2021 | Q1 CY2024 |
| Green School New Zealand | Green School Properties Limited & Green School Farm Limited | Environment | Complete | 8,111,008 | 8,111,008 | 8,111,000 | 8,111,000 | 65 | 41 | 62.7% | Q4 CY2020 | Q3 CY2024 |
| Library, Arts and Culture Centre (Te Ramanui o Ruaputahanga) | South Taranaki District Council | Environment | Complete | 20,614,300 | 4,000,000 | 2,200,000 | 18,889,000 | 25 | 57 | 228.5% | Q2 CY2021 | Q4 CY2024 |
| Yarrow Stadium Redevelopment | Taranaki Regional Council | Community | Complete | 79,700,000 | 35,000,000 | 35,000,000 | 79,311,000 | 100 | 100 | 100.0% | Q4 CY2020 | Q2 CY2025 |
| Upper Tukituki Flood Control Scheme | Hawkes Bay Regional Council | Community | Complete | 8,000,000 | 5,120,000 | 5,094,000 | 7,276,000 | 16 | 21 | 134.0% | Q3 CY2021 | Q3 CY2025 |
| Thermal Drying Facility Replacement | New Plymouth District Council | Community | Complete | 59,249,000 | 37,000,000 | 36,500,000 | 58,749,000 | 77 | 59 | 77.0% | Q4 CY2021 | Q3 CY2025 |
| Taranaki Total | 9 | | | 216,567,056 | 111,601,008 | 107,851,000 | 212,207,000 | 453 | 385 | 84.9% | | |

* Projects complete - financial claims to be received.

** Total spend figures to be updated on completion report.

GOVERNMENT FUNDING CONTRACTED: COMPLETED - DECEMBER 2025

| PROJECT METRICS | | | | | | PROJECT TO DATE | | | | | | |
|--------------------------------------------------|----------------------------------------------------|-------------|-----------|--------------------|--------------------|--------------------|--------------------|------------|------------------|--------------------|---------------------------|--------------------|
| PROJECT NAME | PROJECT OWNER | SECTOR | STATUS | PROJECT VALUE (\$) | GOVT FUNDING (\$) | GOVT SPEND (\$)* | TOTAL SPEND (\$)** | FTE TARGET | FTE TO PROJECTED | FTE % OF PROJECTED | CONSTRUCTION COMMENCEMENT | PROJECT COMPLETION |
| WELLINGTON | | | | | | | | | | | | |
| Masterton Skatepark Revamp | Masterton District Council | Community | Complete | 1,300,000 | 1,300,000 | 1,300,000 | 1,300,000 | 15 | 12 | 79.6% | Q2 CY2021 | Q2 CY2022 |
| Wairarapa Five Towns Trails Project | Wairarapa Trails Action Group | Transport | Complete | 1,530,000 | 1,530,000 | 1,260,000 | 1,260,000 | 40 | 13 | 32.5% | Q3 CY2021 | Q2 CY2023 |
| Hutt River Flood Management - Erosion Protection | Greater Wellington Regional Council | Environment | Complete | 7,135,378 | 3,655,680 | 3,656,000 | 6,174,000 | 45 | 26 | 58.7% | Q3 CY2021 | Q1 CY2023 |
| Ruamahanga River Flood Protection | Greater Wellington Regional Council | Environment | Complete | 13,700,206 | 7,096,320 | 7,096,000 | 10,219,000 | 30 | 27 | 88.9% | Q3 CY2021 | Q4 CY2022 |
| NZ Campus of Innovation and Sport | The Heretaunga Company No. 2 | Community | Complete | 70,000,000 | 30,000,000 | 30,000,000 | 70,000,000 | 60 | 58 | 96.3% | Q4 CY2020 | Q3 CY2022 |
| Kapiti Gateway | Kapiti Coast District Council | Community | Withdrawn | 2,599,892 | 557,000 | 557,000 | 2,600,000 | 11 | 11 | 100.0% | N/A | N/A |
| Frederick Street Social Housing | Kirva Trust | Housing | Complete | 38,966,000 | 10,000,000 | 9,800,000 | 38,766,000 | 60 | 62 | 102.8% | Q1 CY2021 | Q3 CY2023 |
| Maidstone Sportshub | Upper Hutt City Council | Community | Complete | 31,800,000 | 15,000,000 | 15,000,000 | 32,498,000 | 75 | 47 | 62.5% | Q3 CY2021 | Q1 CY2024 |
| Naenae Pool and Fitness New Build | Hutt City Council | Community | Complete | 68,358,327 | 27,000,000 | 27,000,000 | 67,079,000 | 70 | 105 | 150.3% | Q3 CY2021 | Q4 CY2024 |
| Wellington Mission - Whakamaru | The Wellington City Mission (Anglican) Trust Board | Housing | Complete | 47,500,000 | 23,500,000 | 23,500,000 | 46,979,000 | 62 | 76 | 123.0% | Q4 CY2021 | Q1 CY2025 |
| Sacred Heart Cathedral Restoration | Catholic Archbishop of Wellington | Housing | Complete | 13,449,279 | 8,500,000 | 8,250,000 | 13,416,000 | 120 | 29 | 24.4% | Q4 CY2020 | Q2 CY2025 |
| Hood Aerodrome Infrastructure Upgrade | Masterton District Council | Housing | Complete | 17,069,638 | 10,000,000 | 6,825,000 | 13,539,000 | 50 | 50 | 99.4% | Q4 CY2020 | Q4 CY2025 |
| Wellington Total | 11 | | | 313,408,720 | 138,139,000 | 134,244,000 | 303,830,000 | 638 | 516 | 80.8% | | |
| TOP OF THE SOUTH | | | | | | | | | | | | |
| SH60 Motueka | Waka Kotahi NZ Transport Agency | Transport | Complete | 6,800,000 | 6,800,000 | 6,800,000 | 6,800,000 | 35 | 51 | 145.7% | Q3 CY2021 | Q1 CY2023 |
| Blenheim Library/Art Gallery | Marlborough District Council | Community | Complete | 25,998,903 | 11,000,000 | 10,800,000 | 25,505,000 | 55 | 86 | 156.4% | Q3 CY2020 | Q1 CY2023 |
| Exterior & Interior Redecoration (NZDF) | New Zealand Defence Force (NZDF) | Services | Complete | 500,000 | 500,000 | 500,000 | 500,000 | 2 | 2 | 100.0% | Q4 CY2020 | Q2 CY2021 |
| HVAC Replacement (NZDF) | New Zealand Defence Force (NZDF) | Services | Complete | 300,000 | 300,000 | 262,000 | 262,000 | 1 | 1 | 100.0% | Q4 CY2020 | Q2 CY2021 |
| Saxton Creek Flood Protection Upgrade | Nelson District Council | Environment | Complete | 27,720,638 | 7,500,000 | 7,500,000 | 26,572,000 | 27 | 36 | 132.8% | Q3 CY2021 | Q1 CY2024 |
| Lower Motueka River Flood-Bank Improvement | Tasman District Council | Environment | Complete | 9,746,000 | 7,500,000 | 7,500,000 | 9,787,000 | 20 | 31 | 156.6% | Q1 CY2021 | Q2 CY2024 |
| Wairau River Flood protection Scheme | Marlborough District Council | Environment | Complete | 5,265,569 | 3,000,000 | 2,975,000 | 5,216,000 | 15 | 37 | 248.3% | Q1 CY2021 | Q3 CY2024 |
| Top of the South Total | 7 | | | 76,331,110 | 36,600,000 | 36,337,000 | 74,642,000 | 156 | 245 | 157.4% | | |
| WEST COAST | | | | | | | | | | | | |
| Hector Historic Landfill | Buller District Council | Environment | Complete | 1,000,000 | 1,000,000 | 865,000 | 865,000 | 5 | 13 | 264.7% | Q1 CY2021 | Q3 CY2021 |
| Tidal Creek #2 Bridge Replacement | Buller District Council | Transport | Complete | 1,800,000 | 1,800,000 | 1,800,000 | 1,800,000 | 20 | 12 | 60.0% | Q1 CY2021 | Q3 CY2021 |
| Moonlight Creek Bridge Replacement | Grey District Council | Transport | Complete | 3,418,711 | 3,073,000 | 3,049,000 | 3,049,000 | 20 | 12 | 57.6% | Q3 CY2021 | Q2 CY2022 |
| Rough River Bridge Replacement | Grey District Council | Environment | Complete | 5,000,000 | 5,000,000 | 3,500,000 | 3,500,000 | 25 | 13 | 53.6% | Q1 CY2021 | Q2 CY2022 |
| Slope Stability – Omoto Slip (KiwiRail) | KiwiRail | Transport | Complete | 13,000,000 | 13,000,000 | 12,972,000 | 12,972,000 | 19 | 33 | 172.9% | Q4 CY2020 | Q4 CY2021 |
| William Stewart Bridge Replacement | Grey District Council | Environment | Complete | 5,800,000 | 5,800,000 | 5,193,000 | 5,193,000 | 25 | 15 | 58.9% | Q4 CY2021 | Q1 CY2022 |
| Buller River Early Flood Warning System | West Coast Regional Council | Environment | Complete | 523,908 | 370,634 | 371,000 | 526,000 | 3 | 2 | 66.7% | Q3 CY2021 | Q1 CY2022 |

* Projects complete - financial claims to be received.

** Total spend figures to be updated on completion report.

GOVERNMENT FUNDING CONTRACTED: COMPLETED - DECEMBER 2025

| PROJECT METRICS | | | | | | PROJECT TO DATE | | | | | | |
|---------------------------------------------------------|----------------------------------------------------------------------|-------------|----------|--------------------|-------------------|-------------------|--------------------|------------|------------------|--------------------|---------------------------|--------------------|
| PROJECT NAME | PROJECT OWNER | SECTOR | STATUS | PROJECT VALUE (\$) | GOVT FUNDING (\$) | GOVT SPEND (\$)* | TOTAL SPEND (\$)** | FTE TARGET | FTE TO PROJECTED | FTE % OF PROJECTED | CONSTRUCTION COMMENCEMENT | PROJECT COMPLETION |
| Cron Street Extension | Westland District Council and Franz Josef Developments Ltd | Transport | Complete | 4,700,000 | 4,700,000 | 4,560,000 | 4,560,000 | 30 | 39 | 130.0% | Q4 CY2020 | Q2 CY2022 |
| Solid waste: Fox Glacier and Butlers | Westland District Council | Environment | Complete | 3,300,000 | 3,300,000 | 3,294,000 | 3,294,000 | 20 | 31 | 155.0% | Q3 CY2021 | Q2 CY2022 |
| Hokitika Swimming Pool Renovation | Westland District Council | Community | Complete | 5,337,589 | 4,420,000 | 4,300,000 | 4,300,000 | 23 | 9 | 40.1% | Q3 CY2021 | Q2 CY2024 |
| Franz Josef (Waiho River Stopbank Protection) | West Coast Regional Council | Environment | Complete | 12,291,463 | 9,225,000 | 8,828,000 | 11,185,000 | 42 | 25 | 59.7% | Q3 CY2021 | Q3 CY2024 |
| Grey Floodwall Upgrade (Stage Two) | West Coast Regional Council | Environment | Complete | 2,605,821 | 1,954,365 | 493,000 | 1,251,000 | 26 | 8 | 30.8% | Q4 CY2021 | Q3 CY2024 |
| Port Package - Grey Port | Buller District Council | Transport | Complete | 8,230,912 | 7,096,603 | 5,947,000 | 7,210,000 | 31 | 20 | 64.5% | Q2 CY2021 | Q1 CY2025 |
| Hokitika Beach Coastal Protection Project | West Coast Regional Council | Environment | Complete | 8,245,226 | 3,750,000 | 2,790,000 | 5,343,000 | 44 | 93 | 210.7% | Q3 CY2021 | Q1 CY2025 |
| West Coast Total | 14 | | | 75,253,630 | 64,489,602 | 57,962,000 | 65,048,000 | 333 | 325 | 97.5% | | |
| CANTERBURY | | | | | | | | | | | | |
| Kaikoura Aquatic Centre | Kaikōura District Council/ Kaikōura Community Charitable Trust Board | Community | Complete | 3,800,000 | 1,000,000 | 1,000,000 | 3,791,000 | 50 | 20 | 40.0% | Q3 CY2020 | Q3 CY2021 |
| Waiau Township - stopbank repairs and upgrades | Environment Canterbury | Environment | Complete | 878,661 | 562,343 | 562,000 | 878,000 | 12 | 4 | 36.2% | Q4 CY2020 | Q1 CY2022 |
| Barrack Refurbishment (NZDF) | New Zealand Defence Force (NZDF) | Services | Complete | 1,000,000 | 1,000,000 | 1,000,000 | 1,000,000 | 5 | 5 | 100.0% | Q4 CY2020 | Q2 CY2021 |
| Glenn Tunnel Road (NZDF) | New Zealand Defence Force (NZDF) | Services | Complete | 1,000,000 | 1,000,000 | 1,000,000 | 1,000,000 | 5 | 5 | 100.0% | Q1 CY2021 | Q2 CY2021 |
| Op-Respect Upgrades (NZDF) | New Zealand Defence Force (NZDF) | Services | Complete | 500,000 | 500,000 | 500,000 | 500,000 | 2 | 2 | 100.0% | Q4 CY2020 | Q2 CY2021 |
| Refurbishment of Post Office (NZDF) | New Zealand Defence Force (NZDF) | Services | Complete | 500,000 | 500,000 | 470,000 | 470,000 | 2 | 2 | 100.0% | Q4 CY2020 | Q2 CY2021 |
| Kaiapoi Community Flood Protection | Environment Canterbury | Environment | Complete | 2,308,826 | 1,477,649 | 1,478,000 | 2,298,000 | 14 | 15 | 106.4% | Q4 CY2020 | Q3 CY2021 |
| New Brighton Collective | Eastern Community Sports and Recreation Inc | Community | Complete | 5,033,698 | 3,214,689 | 3,210,000 | 5,029,000 | 10 | 12 | 120.0% | Q1 CY2020 | Q3 CY2022 |
| New Brighton Collective: The Bridge Hub South Brighton | The Bridge South Brighton Trust | Community | Complete | 1,358,482 | 1,113,400 | 1,113,000 | 1,358,000 | 7 | 11 | 157.2% | Q2 CY2020 | Q1 CY2022 |
| Waka Ama | New Brighton Waka Sports Association Incorporated | Community | Complete | 56,452 | 56,452 | 56,000 | 56,000 | 1 | 1 | 240.0% | Q4 CY2021 | Q4 CY2021 |
| New Brighton Surf Life Saving Club Rebuild | New Brighton Surf Lifesaving Club | Community | Complete | 3,453,000 | 1,562,361 | 1,562,000 | 3,695,000 | 40 | 24 | 60.9% | Q3 CY2020 | Q3 CY2021 |
| South Brighton Surf Life Saving Club Rebuild | South Brighton Surf Lifesaving Club | Community | Complete | 3,092,000 | 905,000 | 905,000 | 3,092,000 | 40 | 33 | 82.5% | Q3 CY2019 | Q2 CY2021 |
| Taylors Mistake Surf Life Saving | Taylors Mistake Surf Life Saving Club | Community | Complete | 3,081,261 | 550,000 | 550,000 | 3,081,000 | 18 | 25 | 136.6% | Q1 CY2020 | Q1 CY2021 |
| Kaiapoi Stormwater and Flooding Improvements | Waimakariri District Council | Environment | Complete | 22,305,000 | 9,000,000 | 9,000,000 | 22,305,000 | 45 | 37 | 83.1% | Q2 CY2021 | Q2 CY2023 |
| Ashley/Rakahuri River Protection and Fairway Management | Environment Canterbury | Environment | Complete | 1,443,421 | 923,789 | 924,000 | 1,440,000 | 10 | 43 | 426.6% | Q4 CY2020 | Q4 CY2023 |
| Ashburton District Library and Civic Centre | Ashburton District Council | Community | Complete | 62,750,000 | 20,000,000 | 20,000,000 | 62,750,000 | 200 | 217 | 108.3% | Q1 CY2021 | Q4 CY2023 |
| Rangitata River flood recovery | Environment Canterbury | Environment | Complete | 8,438,461 | 5,400,615 | 5,401,000 | 8,438,000 | 20 | 16 | 78.8% | Q4 CY2020 | Q4 CY2023 |
| Cancer Society - Christchurch Building Project | Cancer Society of New Zealand Canterbury - West Coast Division Inc | Community | Complete | 20,469,316 | 6,500,000 | 6,500,000 | 20,469,000 | 94 | 98 | 104.5% | Q2 CY2021 | Q1 CY2024 |
| Final Section of Christchurch Coastal Pathway | Christchurch City Council | Transport | Complete | 22,671,776 | 15,800,000 | 15,800,000 | 22,672,000 | 50 | 121 | 242.3% | Q4 CY2021 | Q1 CY2024 |

* Projects complete - financial claims to be received.

** Total spend figures to be updated on completion report.

GOVERNMENT FUNDING CONTRACTED: COMPLETED - DECEMBER 2025

| PROJECT METRICS | | | | | | PROJECT TO DATE | | | | | | |
|----------------------------------------------------|-------------------------------------------------------------------|-------------|-----------|--------------------|--------------------|--------------------|--------------------|------------|------------------|--------------------|---------------------------|--------------------|
| PROJECT NAME | PROJECT OWNER | SECTOR | STATUS | PROJECT VALUE (\$) | GOVT FUNDING (\$) | GOVT SPEND (\$)* | TOTAL SPEND (\$)** | FTE TARGET | FTE TO PROJECTED | FTE % OF PROJECTED | CONSTRUCTION COMMENCEMENT | PROJECT COMPLETION |
| Youth Hub Christchurch | The Youth Hub Trust Te Hurihanga O Rangatahi | Community | Complete | 20,889,581 | 18,751,000 | 18,651,000 | 20,450,000 | 41 | 41 | 100.0% | Q2 CY2022 | Q3 CY2024 |
| Region Wide River Berm Planting Programme | Environment Canterbury | Environment | Complete | 11,444,151 | 7,123,603 | 7,124,000 | 11,330,000 | 32 | 146 | 455.8% | Q3 CY2021 | Q3 CY2024 |
| Medi Hotel - Ranui Apartments | Bone Marrow Cancer Trust | Environment | Complete | 18,400,000 | 10,000,000 | 10,015,000 | 19,439,000 | 46 | 67 | 146.0% | Q2 CY2021 | Q4 CY2024 |
| YMCA Christchurch Central City Development | The Young Mens Christian Association | Environment | Complete | 51,000,000 | 51,000,000 | 51,000,000 | 51,000,000 | 120 | 138 | 115.4% | Q4 CY2020 | Q4 CY2024 |
| Mechanical Depots - Waltham (KiwiRail) | KiwiRail | Environment | Complete | 110,800,000 | 39,000,000 | 38,809,000 | 110,261,000 | 105 | 129 | 122.7% | Q3 CY2021 | Q4 CY2024 |
| Canterbury Total | 24 | | | 376,674,087 | 196,940,901 | 196,630,000 | 376,802,000 | 968 | 1,212 | 125.2% | | |
| OTAGO | | | | | | | | | | | | |
| Lakes District Museum | Lakes District Museum Inc | Community | Complete | 3,500,000 | 2,000,000 | 2,000,000 | 3,466,000 | 67 | 14 | 20.7% | Q4 CY2020 | Q3 CY2022 |
| Ophir Peace Memorial Hall | Central Otago District Council | Community | Complete | 240,521 | 210,000 | 210,000 | 210,000 | 10 | 5 | 50.0% | Q2 CY2021 | Q4 CY2021 |
| Ophir Swimming Pool | Central Otago District Council | Community | Complete | 72,000 | 60,000 | 60,000 | 68,000 | 8 | 12 | 150.0% | Q4 CY2020 | Q1 CY2021 |
| Lower Clutha River project | Otago Regional Council | Environment | Complete | 932,124 | 608,000 | 608,000 | 944,000 | 15 | 7 | 46.7% | Q4 CY2020 | Q4 CY2021 |
| ORC Flow Management Structures at Robson Lagoon | Otago Regional Council | Environment | Complete | 777,000 | 352,000 | 352,000 | 838,000 | 10 | 6 | 63.1% | Q2 CY2021 | Q4 CY2022 |
| Otago Polytechnic: Building and Trade | Otago Polytechnic Limited | Community | Complete | 38,000,000 | 28,000,000 | 28,000,000 | 37,967,000 | 175 | 65 | 37.1% | Q1 CY2021 | Q3 CY2023 |
| Outram Flood Protection | Otago Regional Council | Environment | Complete | 1,270,302 | 812,800 | 813,000 | 1,134,000 | 10 | 2 | 20.0% | Q4 CY2021 | Q3 CY2023 |
| Clutha Community Hub | Clutha Community Hub Charitable Trust and Clutha District Council | Community | Complete | 24,789,342 | 9,900,000 | 9,650,000 | 21,930,000 | 41 | 36 | 88.1% | Q4 CY2020 | Q3 CY2023 |
| NZ Battery | MBIE | Environment | Withdrawn | 33,927,598 | 33,927,598 | 33,928,000 | 33,928,000 | 60 | 60 | 100.0% | Q4 CY2022 | NA |
| Te Pa Tahuna | MHUD | Housing | Complete | 13,340,043 | 8,100,000 | 8,100,000 | 13,340,000 | 33 | 30 | 90.7% | Q1 CY2021 | Q4 CY2023 |
| Queenstown Town Centre | Queenstown Lakes District Council | Transport | Complete | 66,017,064 | 35,000,000 | 35,000,000 | 69,822,000 | 129 | 133 | 103.0% | Q3 CY2020 | Q1 CY2024 |
| Energy Hardship Alleviation - Substitute | Aukaha (1997) Limited | Environment | Complete | 2,500,000 | 2,500,000 | 2,523,000 | 2,523,000 | 10 | 3 | 29.0% | Q2 CY2022 | Q2 CY2024 |
| West Taieri Contour Channel Upgrade | Otago Regional Council | Environment | Complete | 5,730,000 | 3,667,200 | 3,667,000 | 5,462,000 | 15 | 14 | 90.0% | Q4 CY2020 | Q3 CY2024 |
| Queenstown Arterials Stage 1 | Queenstown Lakes District Council | Environment | Complete | 115,857,945 | 50,000,000 | 50,000,000 | 134,636,000 | 190 | 105 | 55.5% | Q3 CY2021 | Q2 CY2025 |
| Research and Innovation Queenstown | Research & Innovation Queenstown Limited | Environment | Complete | 45,000,000 | 22,500,000 | 21,900,000 | 48,008,000 | 100 | 85 | 85.0% | Q2 CY2021 | Q2 CY2025 |
| Otago Total | 14 | | | 351,953,939 | 197,637,598 | 196,811,000 | 374,276,000 | 873 | 577 | 66.1% | | |
| SOUTHLAND | | | | | | | | | | | | |
| Awarua Runanga - New Kaumatua housing | Te Runaka O Awarua Charitable Trust | Community | Complete | 2,214,623 | 1,898,000 | 1,800,000 | 1,800,000 | 20 | 28 | 140.0% | Q2 CY2021 | Q1 CY2022 |
| Venison and cattle processing plant | Alliance Group Limited | Services | Complete | 4,297,702 | 2,800,000 | 2,800,000 | 4,298,000 | 115 | 42 | 36.5% | Q4 CY2020 | Q2 CY2021 |
| Waiau River Flood Damage Repairs | Environment Southland | Environment | Complete | 796,350 | 597,197 | 597,000 | 796,000 | 15 | 7 | 47.7% | Q1 CY2021 | Q1 CY2022 |
| Gore Multisports Complex Facilities Improvements | Gore District Council | Community | Complete | 1,514,039 | 1,000,000 | 1,000,000 | 1,508,000 | 15 | 10 | 68.0% | Q1 CY2021 | Q4 CY2022 |
| Gore Public Library building - major refurbishment | Gore District Council | Community | Complete | 7,746,871 | 3,000,000 | 3,000,000 | 7,747,000 | 45 | 24 | 53.2% | Q2 CY2021 | Q1 CY2023 |
| Mataura Town Stopbanks | Environment Southland | Environment | Complete | 2,027,281 | 1,481,087 | 1,481,000 | 1,881,000 | 32 | 7 | 20.3% | Q3 CY2021 | Q2 CY2023 |

* Projects complete - financial claims to be received.

** Total spend figures to be updated on completion report.

GOVERNMENT FUNDING CONTRACTED: COMPLETED - DECEMBER 2025

| PROJECT METRICS | | | | | | PROJECT TO DATE | | | | | | |
|-----------------------------------------------|-------------------------------------------------------------|-------------|----------|----------------------|----------------------|----------------------|----------------------|---------------|------------------|--------------------|---------------------------|--------------------|
| PROJECT NAME | PROJECT OWNER | SECTOR | STATUS | PROJECT VALUE (\$) | GOVT FUNDING (\$) | GOVT SPEND (\$)* | TOTAL SPEND (\$)** | FTE TARGET | FTE TO PROJECTED | FTE % OF PROJECTED | CONSTRUCTION COMMENCEMENT | PROJECT COMPLETION |
| Invercargill Inner City Redevelopment | Invercargill City Council and Invercargill Central Ltd | Community | Complete | 184,317,027 | 10,000,000 | 10,000,000 | 175,233,000 | 525 | 230 | 43.7% | Q3 CY2020 | Q2 CY2023 |
| Murihiku Marae Redevelopment | Waihōpai Rūnaka Incorporated | Community | Complete | 15,000,152 | 10,125,000 | 10,125,000 | 15,293,000 | 41 | 31 | 75.8% | Q4 CY2021 | Q2 CY2023 |
| Stead Street stop bank Upgrade | Invercargill City Council | Environment | Complete | 15,500,000 | 10,800,000 | 10,800,000 | 15,293,000 | 26 | 42 | 162.2% | Q1 CY2021 | Q1 CY2023 |
| Gore Town S/B Upgrade | Environment Southland | Environment | Complete | 4,935,297 | 2,561,038 | 2,561,000 | 4,935,000 | 8 | 16 | 200.1% | Q3 CY2021 | Q1 CY2024 |
| SH94 Homer Tunnel | Waka Kotahi NZ Transport Agency | Transport | Complete | 29,440,000 | 29,440,000 | 27,417,000 | 27,417,000 | 125 | 43 | 34.1% | Q4 CY2020 | Q2 CY2024 |
| Wyndham Stopbank Upgrade | Environment Southland | Environment | Complete | 4,164,707 | 2,692,441 | 2,692,000 | 4,164,000 | 8 | 16 | 201.9% | Q3 CY2021 | Q2 CY2024 |
| Invercargill Stopbank Upgrade | Environment Southland | Environment | Complete | 3,500,000 | 1,444,467 | 1,444,000 | 3,500,000 | 16 | 7 | 41.1% | Q1 CY2022 | Q2 CY2024 |
| Stead Street Pump Station | Environment Southland | Environment | Complete | 14,015,999 | 5,098,771 | 5,099,000 | 11,479,000 | 26 | 16 | 59.9% | Q3 CY2021 | Q3 CY2024 |
| Invercargill Decarbonisation Contestable Fund | Southland Regional Development Agency Limited (Great South) | Environment | Complete | 4,128,734 | 1,773,215 | 1,773,000 | 4,129,000 | 30 | 12 | 38.3% | Q3 CY2022 | Q3 CY2024 |
| Southland Total | 15 | | | 293,598,783 | 84,711,215 | 82,589,000 | 279,473,000 | 1,047 | 529 | 50.5% | | |
| Grand Total | 199 | | | 4,148,071,009 | 2,151,477,014 | 2,120,044,000 | 4,007,721,000 | 11,431 | 9,466 | 82.8% | | |

* Projects complete - financial claims to be received.

** Total spend figures to be updated on completion report.

GLOSSARY

PROJECT DEFINITIONS:

Shortlisted: The project/programme was approved in principle by Government (subject to due diligence)

Approved: The project/programme was approved by IRG Ministers for funding release post-due diligence.

Funding Agreement: A legally binding funding agreement between the Government or relevant Crown Agency and the project owner.

Procurement: The total value procurement and supply contracts committed to by the project owner.

CONSTRUCTION STARTED:

The definition of 'construction started' is as follows:

- Contractor has taken possession of the site and hoardings/site security fences are being erected,
- Site set out,
- Early enabling works, such as locating and moving of utilities,
- Demolition of existing structures,
- Strip out of buildings interiors and/or asbestos removal,
- Trenching for new utilities,
- Creation of temporary access routes to site,
- Earthworks.

FULL TIME EQUIVALENT (FTE):

- Projected FTE is the estimated number of workers that would be supported by that particular project, established during due diligence.
- Progress to Projected FTE is the equivalent number of full-time employees that were consistently employed over the main construction/redevelopment phase of the project. For example, in the early stages of a construction project the number of FTEs starts low, but the number of employees then rapidly increases when the main on-site construction phase starts, and off-site fabrication of key components commences. This is the appropriate number to compare against the project projected. Over time this figure will grow towards the projected. Key criteria for project selection was to support construction sector employment.
- End of Period FTE/Workers on site is the number of people employed on IRG projects at the end of that period. Over time this figure will fluctuate.

SECTOR DEFINITIONS:

Transport: Transport project are those related to roading, rail, ferries, cycling and cycleways, shared pathways, footpaths and so on.

Housing: Housing projects include the construction and refurbishment of social housing or apartments/units, City Missions, and utilities and land development to enable housing construction.

Community: Examples of community projects include the construction and redevelopment of town centres and community facilities, such as marae, schools, swimming pools, sports centres, libraries, events centres and surf lifesaving clubs.

Services: This category includes the redevelopment of, and improvements to, Police and Fire stations, post office and Defence Force bases and infrastructure that directly supports business and tourism. Also in this category are projects improving access to broadband.

Environment: Environmental projects include flood protection and stormwater management, renewable energy initiatives and projects associated with reducing and mitigating climate change.

OVERALL PROGRAMME SUMMARY:

The following table is a summary of the overall IRG \$2.77bn programme:

| GOVERNMENT FUNDING | PROJECTS | \$BN |
|-------------------------|------------|---------------|
| Projects in this report | 219 | \$2.68 |
| Projects not yet funded | 0 | \$0.00 |
| Contingency & Opex | 0 | \$0.09 |
| Total | 219 | \$2.77 |

EXPLANATORY NOTES:

Workers (FTE) reported at End of Period can be positive or negative as total numbers on site can fluctuate between periods as projects start and complete.